

Remote Learning


This session will begin at 10:00 am



Turn your camera and microphone **off** please
Have your pen, pencil and working paper ready



Wednesday 27th January 2021



When you see this guy, you need to read the information on the screen yourself

Guided Reading
Persuasion


English
Letter writing
Persuasive Writing

<https://share.nearpod.com/5QXD95Q6mdb>




When you see this guy, you need to stop and complete the task

I will know how to apply letter structure



Letters: a way for two people to communicate with each other in a written form.

I will know how to apply letter structure




Key vocabulary:

- Letter
- Structure
- Informal



I will know how to apply letter structure

Learn it - Informal letters



New learning platform!

<https://nearpod.com>

Code - 3GUT4

Fingers crossed the video works for you!





I will know how to apply letter structure



Plenary: Letter structure

Informal letters - tick or fix:

- Start with body paragraphs
- Include 5 parts (Date, greeting, body, closing and signature)
- Can be written to a complete stranger



I will know how to apply emotive language

Apply it – Emotive language



Using the key ideas we have just discussed, you are now going to complete the independent task in assignments, labelled 27 Jan English.

For this task, you will be writing an informal letter. Please choose the chilli task you would normally pick at school.

You will be placed into breakout rooms so that you can discuss your task with an adult.
Please open your task, read it and ask any questions you have.

You will only be able to leave your breakout rooms if your adult gives you permission.