


Remote Learning

This session will begin at 09:00 am



Turn your camera and microphone **off** please
Have your pen, pencil and working paper ready

Thursday 7th January 2021



When you see this guy, you need to read the information on the screen yourself

Guided Reading
Comprehension


English
Poetry

You will need
access to your
senses
descriptions from
yesterday.



When you see this guy, you need to stop and complete the task


I will know how to apply VIPERSS to comprehension tasks.



Reading comprehension: read the comprehension sheet in Assignments labelled 'Thurs Comprehension' and answer the questions carefully.

You will have 30 minutes to complete the task. This meeting will continue, re-join when you have finished and submitted your answers.


I will know how to apply VIPERSS to comprehension tasks.



Key vocabulary:

- VIPERSS
- Vocabulary
- Inference
- Predict
- Explain
- Retrieve
- Summarise
- Sequence


I will know how to apply VIPERSS to comprehension tasks.



Reading comprehension: we will be going through the answers so make sure you have access to your work.

When you have finished, make sure you have your senses work from yesterday available.

I will know how to evaluate language choices
I will know how to create descriptions using
language features




Evaluate: judge your work from yesterday to improve language choices

Create: use the information learnt in yesterday's guided reading lesson to create descriptions using language features like imagery, personification and similes.


I will know how to evaluate language choices
I will know how to create descriptions using
language features

Key vocabulary:

- Evaluate
- Language
- Create
- Descriptions
- Language features



I will know how to evaluate language choices
I will know how to create descriptions using
language features



Learn it - Evaluate language choices


Thesaurus' help us to find better words, words that create a better idea of the message or description we wish to create.

Today, we are going to act as a Thesaurus for each other.

Let's have a look.

I will know how to evaluate language choices
I will know how to create descriptions using language features

Learn it - Evaluate language choices



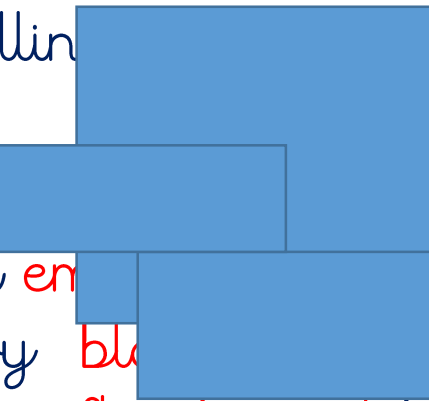
You are all very capable of improving and up-levelling words such as pretty, sad, scared or happy. But now is the time to learn to improve more of your vocabulary.

Below are some common words, let's have a look at my up-levelling

smell

cold

scary



flamboyant, breakable, delicate,

sweet

long



small

ugly


aming



dark

sinister

I will know how to evaluate language choices
I will know how to create descriptions using
language features



Practice it - Evaluate language choices



I am now going to give you 1 minute to come up with some of
your own synonyms of these words.

smelly
long
loud

pretty
ugly
breakable


small
scary
dark

wooden
shiny
clear

Ideas?

I will know how to evaluate language choices
I will know how to create descriptions using
language features

Apply It it - Evaluate language choices



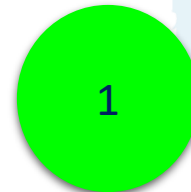
Look at my example below and improve my language choices.
You have 2 minutes to improve the words in bold.

Hear: leaves **crunching** in the heat

See: **harsh** sun beating down

Smell: **dry**, **smoky** dust

Taste: **burnt**, **smelly** air






I will know how to evaluate language choices
I will know how to create descriptions using
language features

Apply it:

Now it's your turn, improve your senses descriptions from yesterday.
Do not change them in the document you uploaded yesterday!
You will need to upload today's work separately so I can see your changes.
You have 10 minutes.
This meeting will continue, re-join when you have submitted your work.



I will know how to evaluate language choices
I will know how to create descriptions using
language features




Do it now - Create descriptions using language
features

Who can remember some of the language features we learnt
yesterday? Type the ones you can remember into the chat box.

- #1- Rhyming
- #2- Repetition
- #3- Onomatopoeia
- #4- Alliteration
- #5- Personification
- #6- Simile
- #7- Metaphor
- #8- Imagery

I will know how to evaluate language choices
I will know how to create descriptions using
language features




Learn it - Create descriptions using language features

Using my sentences from earlier, I am going to show you how to turn your senses descriptions into language feature sentences.

Let's have a look.

I will know how to evaluate language choices
I will know how to create descriptions using
language features

Learn it - Create descriptions using language features



Hear: leaves crunching in the heat
leaves crunching like celery in the heat - simile

See: harsh sun beating down
the harsh sun whipping those below it - personification

Smell: dry, smoky dust
dry, smoky dust restricting my chest - personification /
imagery

Taste: burnt, smelly air
the burnt smelly air is a curtain of misery - metaphor

I will know how to evaluate language choices
I will know how to create descriptions using
language features

Practice it - Create descriptions using language

features


Use my sentences below and turn them into language feature sentences. You have three minutes.

Hear: leaves crunching in the heat

See: harsh sun beating down

Smell: dry, smoky dust

Taste: burnt, smelly air



1


2

3



I will know how to evaluate language choices
I will know how to create descriptions using
language features

Practice it - Create descriptions using language
features
Ideas!



Hear: leaves crunching in the heat

See: harsh sun beating down

Smell: dry, smoky dust

Taste: burnt, smelly air





I will know how to evaluate language choices
I will know how to create descriptions using
language features



Change one description from each sense into a language feature sentence.

Use:

Similes, personification, metaphors, alliteration, imagery or onomatopoeia

Change two descriptions from each sense into a language feature sentence.

Use:

Similes, personification, metaphors, alliteration, imagery or onomatopoeia

Change all descriptions from each sense into a language feature sentence.

Use:

Similes, personification, metaphors, alliteration, imagery or onomatopoeia

Extension: Why do language features make it more interesting for the reader?

When you are finished, submit your work on Teams under Thursday's assignment





I will know how to evaluate language choices
I will know how to create descriptions using
language features

Plenary:

Language features- *tick or fix*:

- Add details to writing to make it less interesting
- Helps engage the audience
- Uses extra detail to create images in the reader's mind
- Only used in poetry