


# Remote Learning

This session will begin at 09:00 am



Turn your camera and microphone **off** please  
Have your pen, pencil and working paper ready

Wednesday 24<sup>th</sup> February 2021



When you see this guy, you need to read the information on the screen yourself

Guided Reading  
Letters

Evaluate events in a story

English  
Letters

Active and Passive Voice



When you see this guy, you need to stop and complete the task

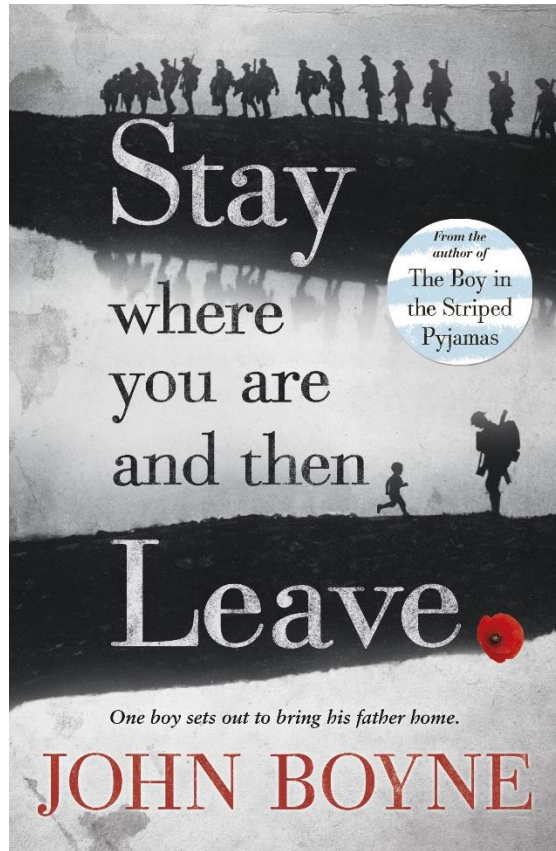
I will know how to evaluate events in a story.

Do it Now



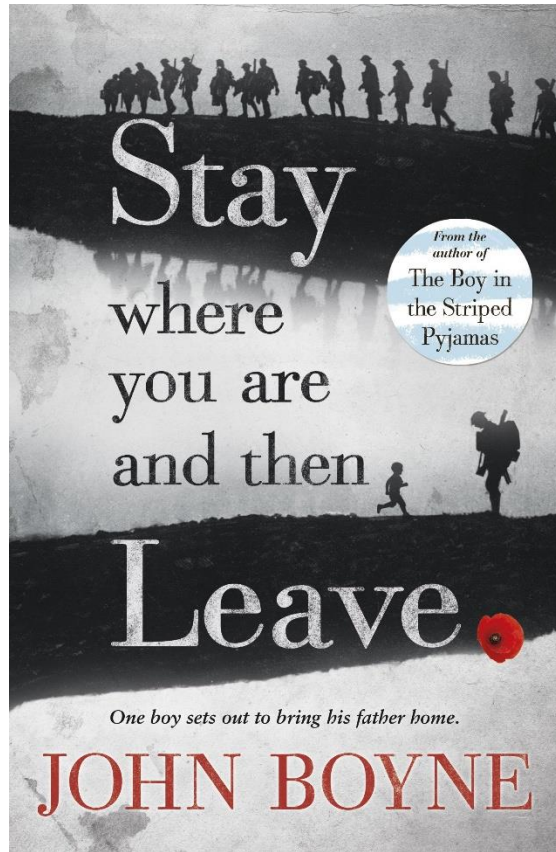
What main events have happened so far?

Write down a brief summary of what has happened in our story so far, focusing on the main events (the most important moments).



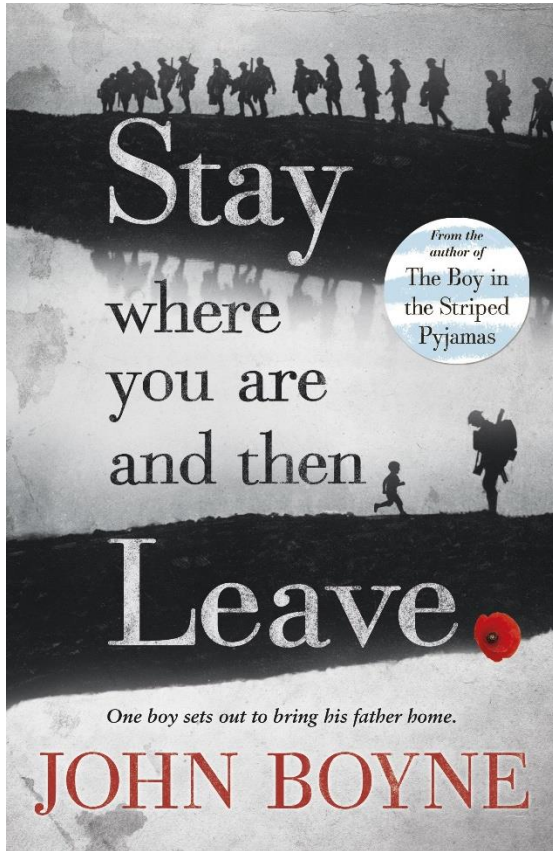


I will know how to evaluate events in a story.



**Evaluate:** make judgements (with justifications) about events in a story.

I will know how to evaluate events in a story.



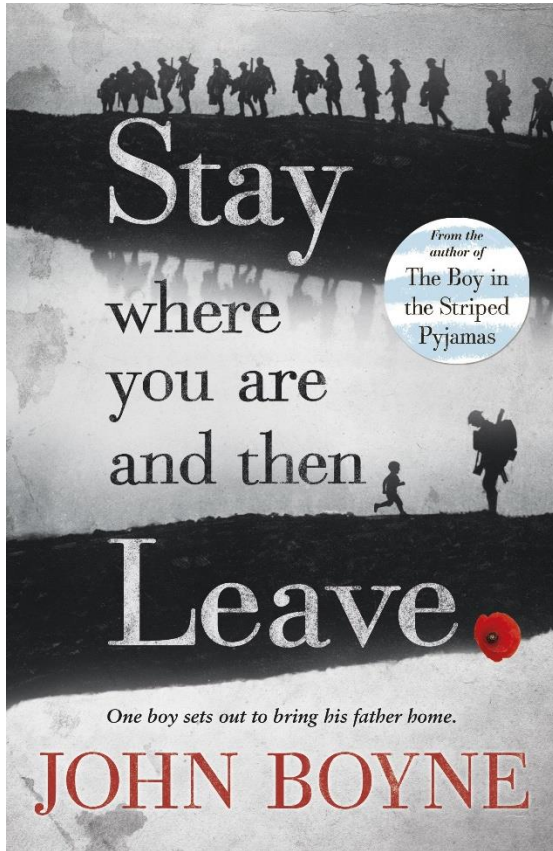
Key vocabulary:

- Evaluate
- Events
- Perspectives
- Opinions
- Friendship



I will know how to evaluate events in a story.

## Learn it - Evaluate events



### Perspectives and Opinions

Perspectives and opinions can be influenced by what we know (or think we know) of the world.

Quick  
Recap

### Recap

Our perspective

Was what happened to Mr Janacek and Kalena right? Was it justified?

Mr Janacek's perspective

Do you think Mr Janacek thinks what happened was right? Was justified?

Mrs Milchin's perspective

Do you think Mrs Milchin's thoughts and feelings are right? Is she justified?

I will know how to evaluate events in a story.

Learn it - Evaluate events




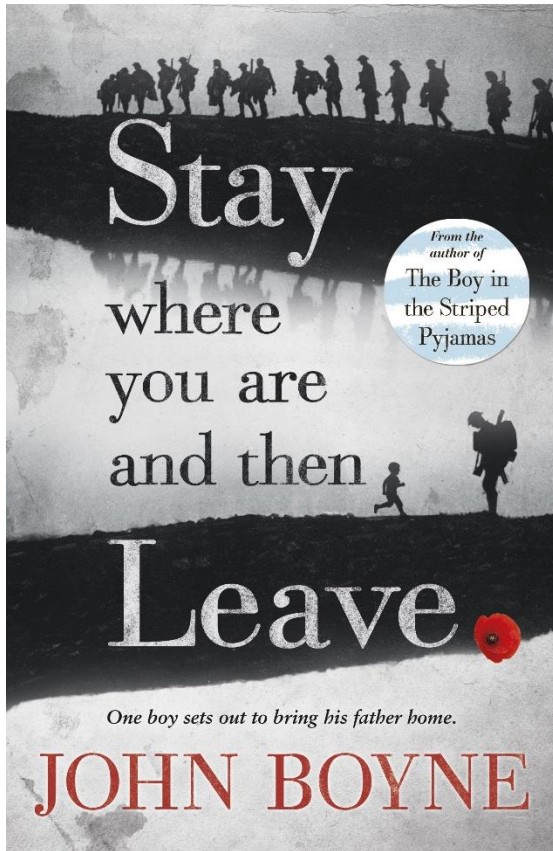
Pause Point - complete the activity in your book

I want you to list reasons as to why what has happened to Mr Janacek and Kalena was UNACCEPTABLE.

You have 2 minutes.

What happened to Mr Janacek and Kalena was unacceptable because...

- 1.
- 2.
- 3.
- 4.
- 5.



I will know how to evaluate events in a story.

Plenary:

Evaluate – tick or fix:

- Mr Janacek and Kalena were treated fairly.
- Mrs Milchin was right to be upset with Mr Janacek.
- It was right what happened to Mr Janacek and Kalena.







I will know how to evaluate events in a story.

### Apply it – Evaluate events

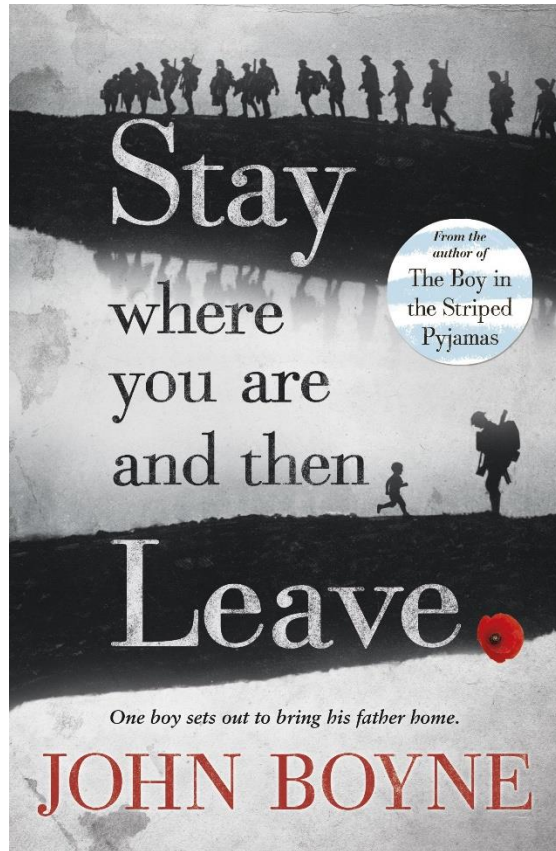


Using the key ideas we have just discussed, you are now going to complete the independent task in assignments, labelled 24 Feb Guided Reading.

For this task, you will be writing a paragraph. There are no chilli tasks, you will all complete the same task.

You will be placed into breakout rooms so that you can work with an adult. Please complete your work in your breakout rooms and submit your answers by the end of the lesson. Please ask your adult if you have any questions.

I will know how to apply active and passive voice



**Active and Passive voice:** At the most basic level, the active voice emphasises the person who performs an action, in short, the “actor.” The passive voice emphasises the recipient of the action or sometimes the action itself.

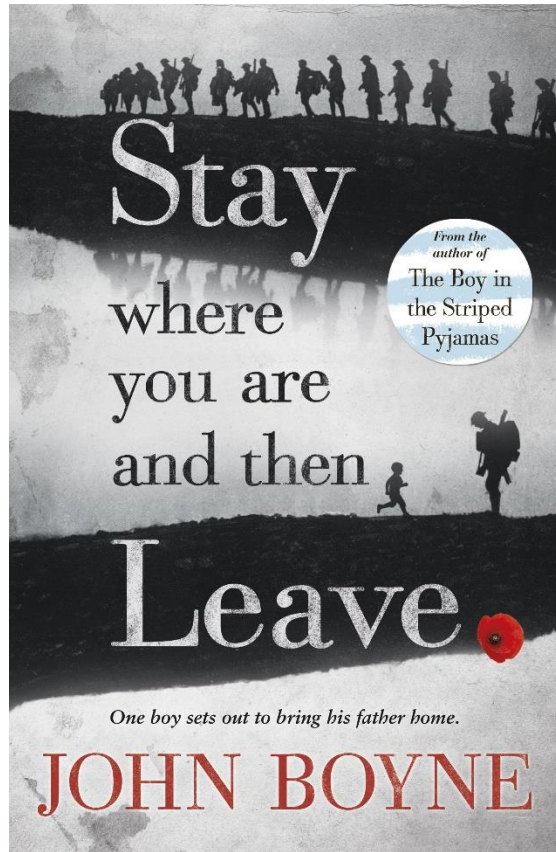


I will know how to apply active and passive voice

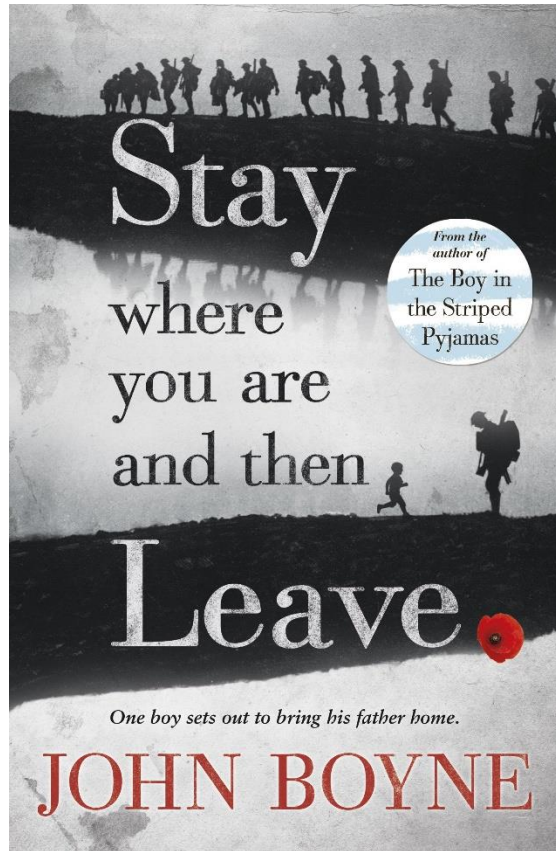
## Learn it - Active and Passive

Why are we talking about this?

Because today, you are going to start writing a letter to Kalena, discussing the events that happened in the book so far. What happened is more important than the people who did it, so you are likely to write in a passive voice.



I will know how to apply active and passive voice



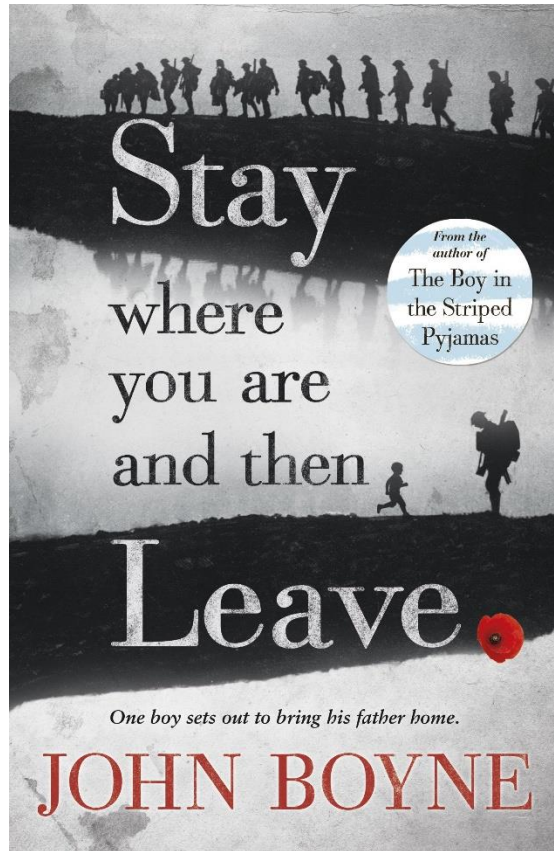

Key vocabulary:

- Active
- Passive
- Voice



I will know how to apply active and passive voice

Learn it - Active and Passive



Oxford **OWL**

What are


active and passive sentences?





# I will know how to apply active and passive voice

## Learn it - Active and Passive



### Active voice

When the subject of a sentence performs the verb's action, we say that the sentence is in the active voice. Sentences in the active voice have a strong, direct, and clear tone. Here are some short and straightforward examples of active voice.

### Active voice examples

Monkeys adore bananas.

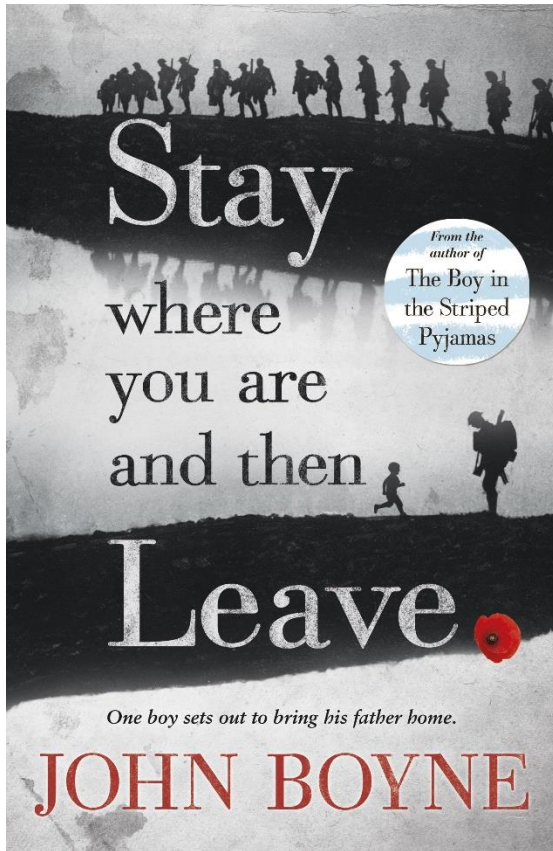
The cashier counted the money.

The dog chased the squirrel.

All three sentences have a basic active voice construction: **subject**, **verb**, **object**.

The subjects are doing, doing, doing—they take action in their sentences.

The active voice reminds us of the popular Nike slogan, "Just Do It."



# I will know how to apply active and passive voice

## Learn it - Active and Passive



### Passive voice

A sentence is in the passive voice when the **subject** is acted on by the **verb**. The passive voice uses the verb's past participle. Doing this usually generates a preposition as well. That sounds much more complicated than it is—passive voice is actually quite easy to detect. We will use the three active sentences from before to illustrate the difference.

### Passive voice examples

Bananas **are adored** by monkeys.

The money **was counted** by the cashier.

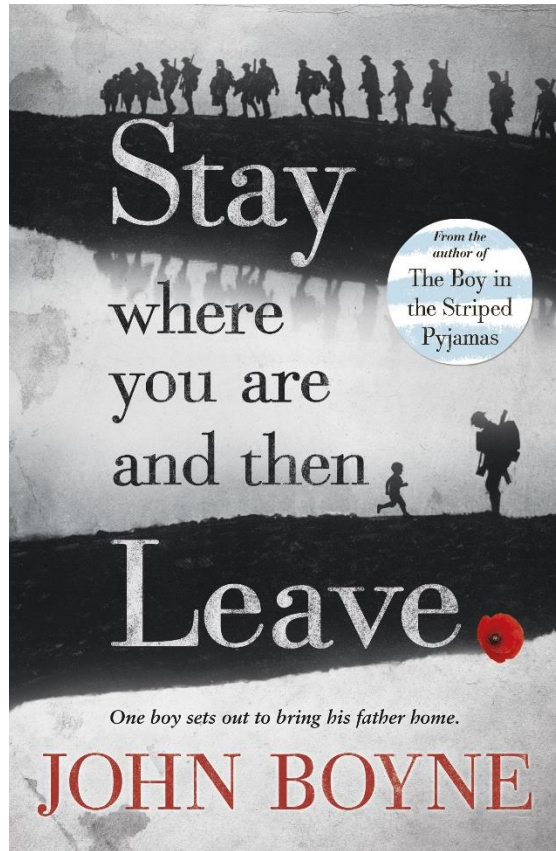
The squirrel **was chased** by the dog.

Let's take a closer look at the first pair of sentences, "Monkeys adore bananas" and "Bananas are adored by monkeys."


The active sentence consists of *monkeys* (subject) + *adore* (verb) + *bananas* (object).

The passive sentence consists of *bananas* (object) + *are adored* (the past participle *adored*) + *by* (preposition) + *monkeys* (subject).

Making the sentence passive flipped the structure and required the preposition *by*.



# I will know how to apply active and passive voice



## Learn it - Active and Passive

Now that we've covered all the technical information, let's practice it!

I'm going to show you how to determine if a sentence is active or passive.

1. The lettuce **was eaten** by the rabbit.

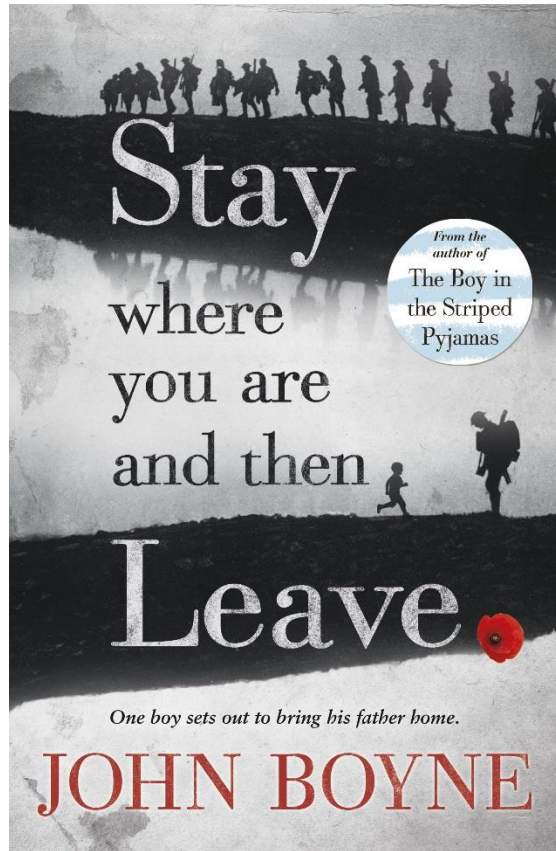
Passive!

1. First, find the verb. Is it past tense?
2. Does the verb have two little friends (one in front and one behind)?
3. Is the object at the front of the sentence?

2. Jackie **baked the cake**.

Active!

1. First, find the verb. Is it past tense?
2. Does the verb have two little friends (one in front and one behind)?
3. Is the object at the front of the sentence?



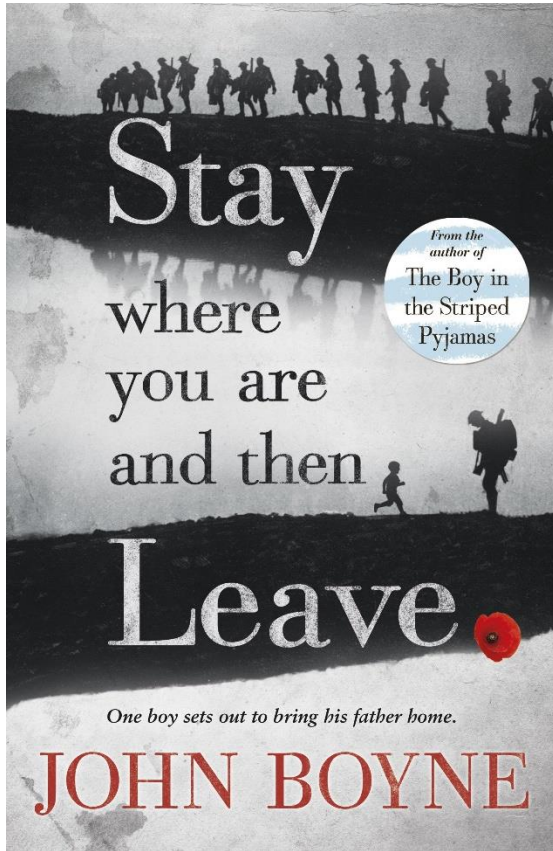


I will know how to apply active and passive voice

Practice it - Active and Passive



Pause Point - complete the activity in your book



Decide if the following sentences are active or passive:

I screwed up the piece of paper.

A

The car was towed by the truck.

P

All of the plates had been smashed.

P

The lightning struck the tree.

A

The science class viewed the comet.

A

The savannah is roamed by beautiful giraffes.

P

The novel was read by Mum in one day.

P

The kangaroo carried her baby in her pouch.

A

You have 3 minutes.

1

2

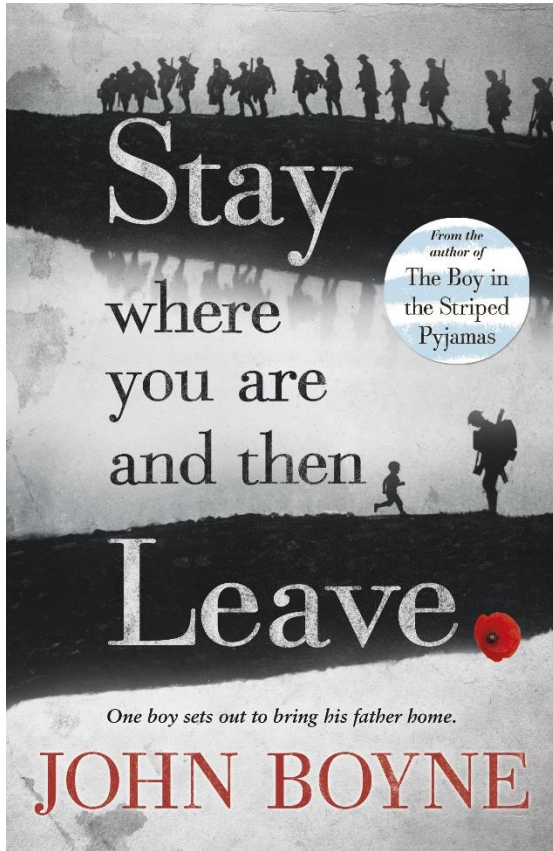
3

I will know how to apply active and passive voice

Practice it - Active and Passive



Pause Point - complete the activity in your book



Decide if the following sentences are active or passive:

The soldiers took Mr Janacek.

A

The van was driven by a soldier.

P

All of their possessions had been left behind.

P

Kalena ran to Margie.

A

Mrs Milchin shouted across the street.

A

The shop windows had been broken by angry men.

P

The day was ruined by the soldiers.

P

Kalena waved out the window.

A

You have 3 minutes.

1

2

3



I will know how to apply active and passive voice



Plenary:

Active and Passive voice - tick or fix:

- Active voice is when the action is more important than the person doing it
- Passive voice is not focused on the person doing the action
- You cannot write both active and passive sentences in the one writing piece



I will know how to apply active and passive voice

Apply it – Active and Passive voice



Using the key ideas we have just discussed, you are now going to complete the independent task in assignments, labelled 24 Feb English.

For this task, you will be starting your letter to Kalena. Please choose the chilli task you would normally pick at school.

You will be placed into breakout rooms so that you can work with an adult. Please complete your work in your breakout rooms and submit your answers by the end of the lesson. Please ask your adult if you have any questions.