


Remote Learning

This session will begin at 09:00 am



Turn your camera and microphone **off** please
Have your pen, pencil and working paper ready

Friday 8th January 2021



When you see this guy, you need to read the information on the screen yourself

Guided Reading
Comprehension


English
Poetry

You will need access to your senses language feature sentences from yesterday.



When you see this guy, you need to stop and complete the task


I will know how to apply VIPERSS to comprehension tasks.



Reading comprehension: read the comprehension sheet in Assignments labelled 'Thurs Comprehension' and answer the questions carefully.

You will have 30 minutes to complete the task. This meeting will continue, re-join when you have finished and submitted your answers.


I will know how to apply VIPERSS to comprehension tasks.



Key vocabulary:

- VIPERSS
- Vocabulary
- Inference
- Predict
- Explain
- Retrieve
- Summarise
- Sequence


I will know how to apply VIPERSS to comprehension tasks.



Reading comprehension: we will be going through the answers so make sure you have access to your work.

When you're finished, make sure to check you have your senses work from yesterday available.

I will know how to create a senses-based poem



Do It Now -

Create a short poem, using rhyme, onomatopoeia and alliteration.


You have 2 minutes.

Create: using your senses language feature sentences, create a poem about the forest picture from our text

1

2

I will know how to create a senses-based poem



Key vocabulary:

- Senses
- Poem
- Language features


I will know how to create a senses-based poem

Learn it - Senses Poems

Today, you are going to write a senses poem, based on the orange forest picture from our story.


You are going to do this by imagining that you are moving from the outside of the forest, into the middle, capturing everything that you see, hear, smell, taste and touch as you do so. You will be using your work from the last two days to assist you.

I have created an example, let's take a look.



I will know how to create a senses-based poem


Learn it - Senses Poems



Oppressive sun beating down on me, (touch)
Overwhelming vastness ahead, (see)
Isolation creeping in.

Charred bushes scratching at my legs, (touch)
Ground vibrating and trees shaking, (touch)
Devastation creeping in.


Dry, smoky dust filling my nose, (smell)
Crackling leaves and sizzling sand, (hear)
Desolation creeping in.



I will know how to create a senses-based poem

Practice it - Senses Poems

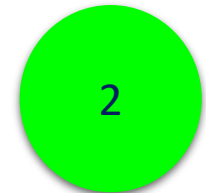
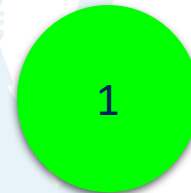
Using my example, have a go at creating your own. You have 3 minutes.



[redacted] [redacted]
[redacted] un beating down on me, (feel)
[redacted] elming vastness ahead, (see)
Isolation creeping in.

[redacted] [redacted]
Charred [redacted] scratchin [redacted] legs, (touch)
[redacted] brating and trees shaking, (feel)
Devastation creeping in.

[redacted] [redacted] [redacted]
[redacted] ky dust fil [redacted] nose, (smell)
[redacted] leaves and sizzling sand, (hear)
Desolation creeping in.





I will know how to create a senses-based poem



Apply it:

Take the senses and descriptions below and make them into a short poem. It is up to you which language features you include (rhyming, repetition, onomatopoeia, alliteration, simile, metaphor, personification and imagery).

See	Smell	Hear	Taste	Touch
piercing sunlight	smouldering bark	snapping twigs	bitter tang	bent, broken trees

I will know how to create a senses-based poem



Write a poem using your senses descriptions from Wednesday and your language feature sentences from yesterday.

Attempt to use other language features such as rhyme, repetition, onomatopoeia and alliteration. Use strong vocabulary and basic punctuation.

Write a poem using your senses descriptions from Wednesday and your language feature sentences from yesterday.

Attempt to use other language features such as rhyme, repetition, alliteration, personification and similes.

Use up-levelled vocabulary and strong emotive words

Basic punctuation as well exclamation marks and colons

Write a poem using your senses descriptions from Wednesday and your language feature sentences from yesterday.

Attempt to use other language features such as rhyme, repetition, onomatopoeia, alliteration, personification, similes, metaphors and imagery.

Use up-levelled vocabulary and effective emotive words

Bold statements

Exciting punctuation such as exclamation marks, colons, brackets and semi-colons

Extension: Reread your work, identifying any spelling, grammar or punctuation errors.



I will know how to create a senses-based poem

Plenary:

Poems - tick or fix:

- Must rhyme
- Creates images in the reader's mind
- Is a way of expressing oneself
- Can be about any topic or idea

