

# Welcome to Year 4 English

The lesson will begin at 9:15am



Turn your camera and microphone off please

I will know how to retrieve information from a text.

## Pause Point:

What happened in the book last week?

We were introduced to Harry, Sue, and Ben.

We saw the lazy God's who sleep in their clouds.

We saw Ben make a mouse and Sue make a bird.



*"Slither, snake! Slither!" he urged.  
"Hiss, snake! Hiss!"*

*But nothing happened.*

*"Try again," said Sue and Little Ben.  
"Try harder, Harry."*



Harry took a deep breath. He looked up at the clouds. The god glared at him; the god shook her head at him.



Harry took no notice. He tried to feel as a god feels when she is making things.



He tried to feel as a snake feels when it is being made.



"Hiss!" he hissed.  
"Slither!" he hissed.  
He twisted his body and  
flicked his tongue.  
"Sss!" he hissed.  
"Ssss! Ssss! Ssss!"



It slithered towards them across the grass.  
Its scales glittered. Its eyes gleamed.  
It bared its sharp little teeth. It flicked its forked little tongue.



And yes!  
The snake hissed.

It lifted its head  
and it hissed.



The children backed away and backed away and Ben held tight to Harry and Sue. And then the snake discovered a crack in the ground and it slithered fast into the earth below.



The children goggled.  
"Golly!" they gasped.  
"Goodness gracious!  
What a thing!"  
And they were very  
quiet for a time.

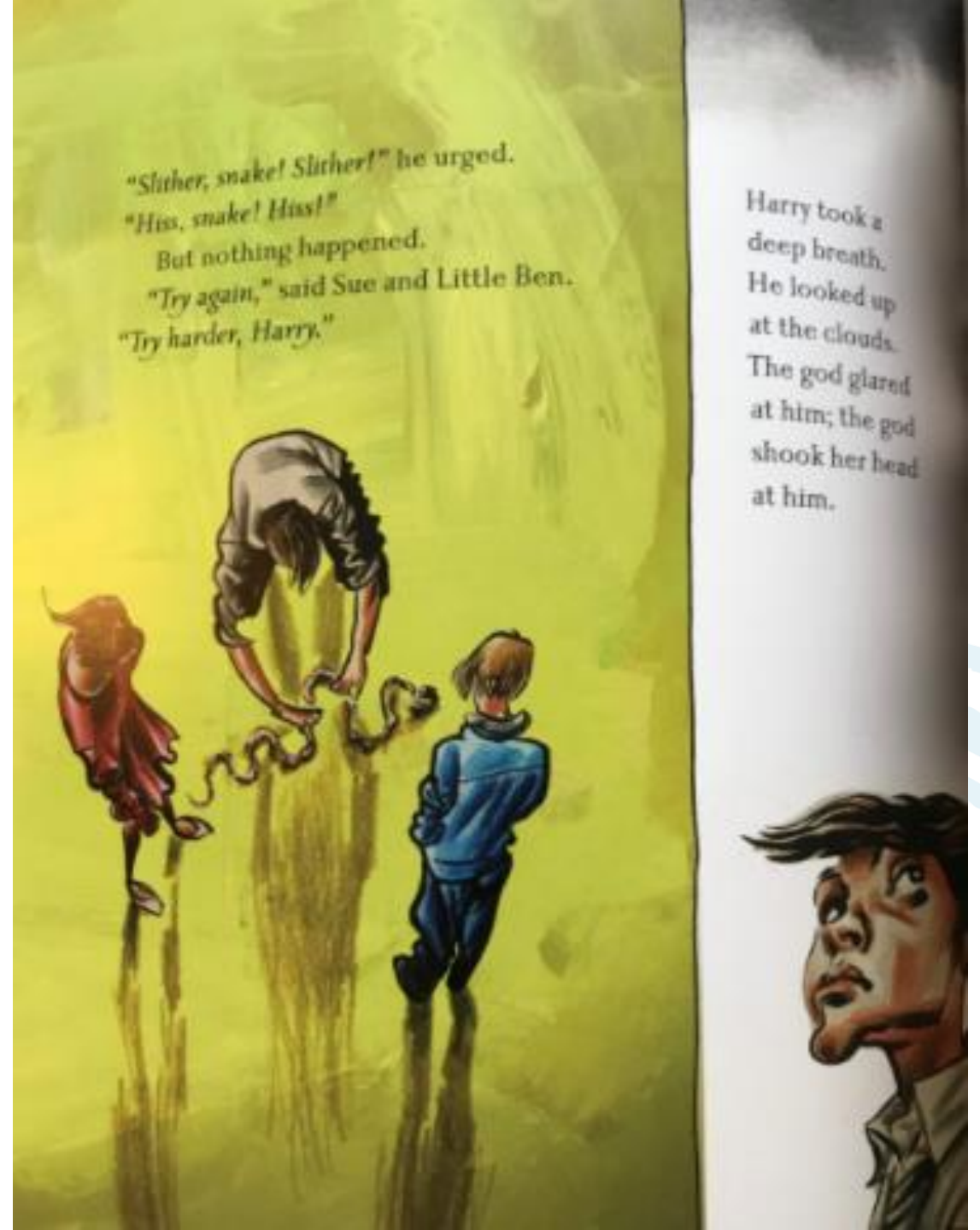
"Perhaps," said  
Little Ben at  
last, "we've made  
enough for today.  
Perhaps we should  
have a rest, like the  
gods do."



I do:

What animal does Harry create?

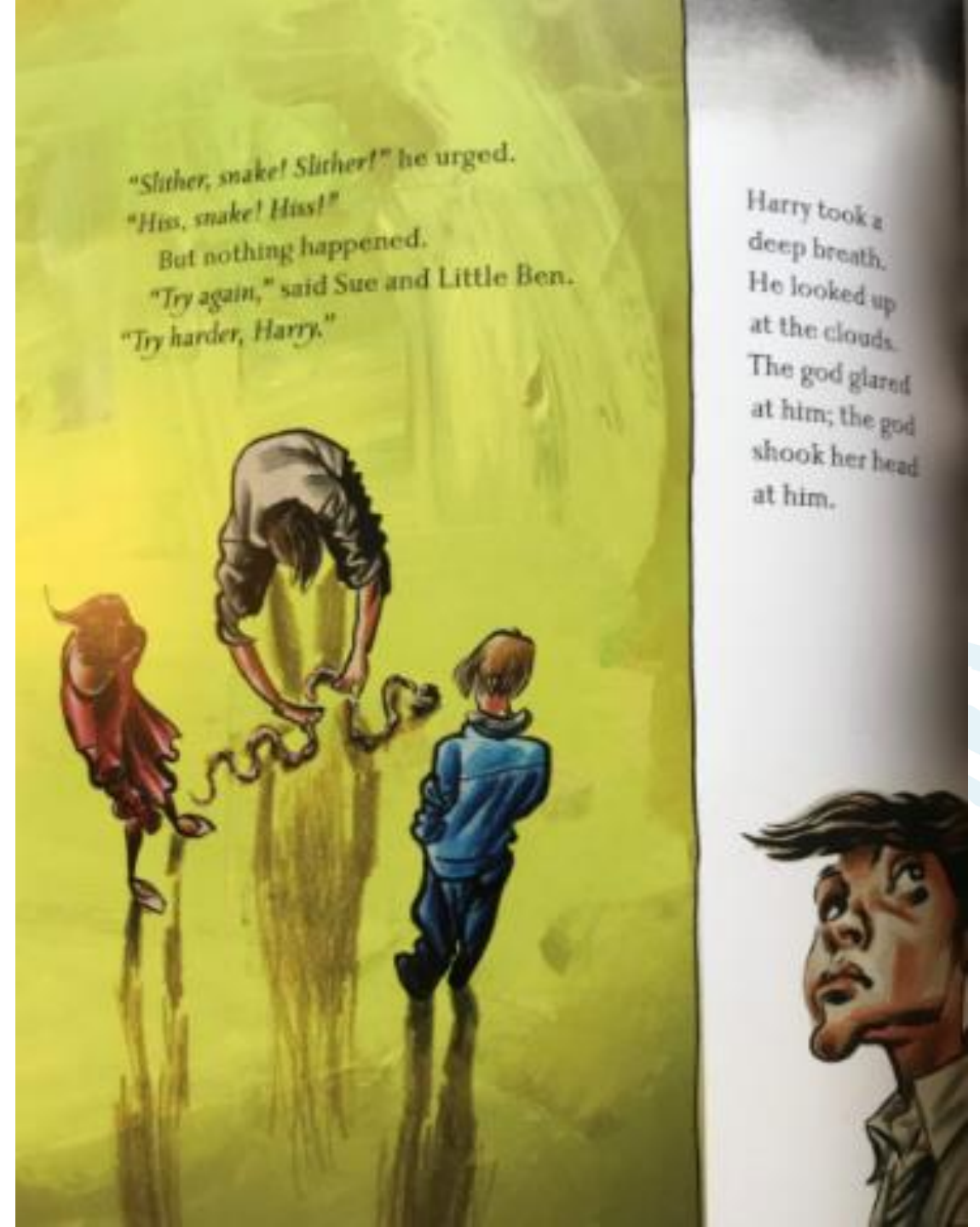
A snake



We do:

How do the God's respond when they see Harry begin to create the snake?

They glare at him and shake their heads.



I will know how to retrieve information  
from a text.

You do:

Answer the questions on the worksheet  
related to the pages we have just read.





# Welcome to Year 4 Writing

The lesson will begin shortly (brain break)



Turn your camera and microphone off please



I will know how to identify the emotions of a character in a text.

Key  
Vocabulary

Identify

Emotions



I will know how to retrieve information from a text.

## Pause Point:

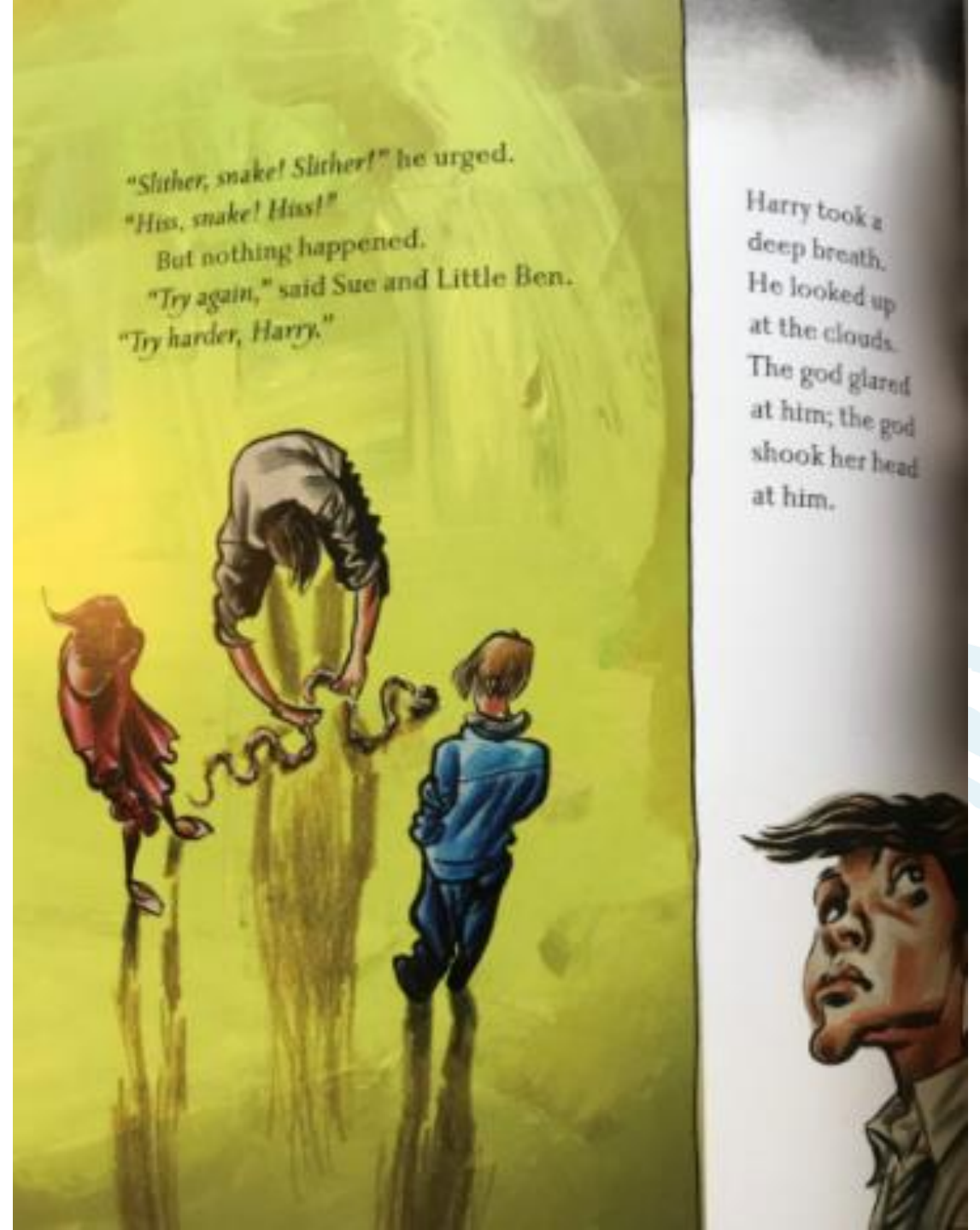


Can you give a quick summary of the pages you have read this morning during guided reading?

I do:


What emotions may Ben be feeling during this part of the story?

Determined,  
Apprehensive,  
Nervous,  
Intimidated,  
Worried.



We do:

What emotions may Ben be feeling during this part of the story





You do:

Reread the pages on the worksheet and write down the emotions you think Ben may be feeling during each part of the story.

