



Welcome to Year 2 English

The lesson will begin at 10.35

Please keep your camera and microphone turned off.



You will need a pencil and some paper.

Today's Lesson

Handwriting

Spot the mistakes

Guided reading

Brain break

Retelling part of a story

Review



Handwriting

- We will be practising writing the spelling words in sentences.
- It is important to practise writing on the line and forming the letters in the correct direction. If possible try to join the letters together.

Today's handwriting lesson

Write down one row of each word. If you finish write down each sentence once in your neatest handwriting.

nineteen

twenty

In nineteen minutes we will have lunch.

Twenty is one more than nineteen.

Challenge

Write down your own sentences containing one of our focus spelling words.

Guided reading

Here are two pages from our class book *The Secret Sky Garden*.

What did Funni water?

What adjectives are used to describe the radio that Funni found?

Finish the sentence.
But something was.....





Spot the mistakes.

You have 2 minutes to find and correct the mistakes.

How many mistakes can you find?

the colourful flowers cood be seen For miles.



Spot the mistakes- Answers

The mistakes have been highlighted in red.

the colourful flowers cood be seen For miles.

The mistakes have been corrected in green.

The colourful flowers could be seen for miles.

Brain Break

Circle your arms 15 times.



Do 10 jumps over a pencil on the floor.




Sensory Brain Break

Hand Crawls

Make your fingers into a crawling spider- make your spider walk or run across the table.



Do 15 twists.



Hop on each leg 15 times.



Spin in a circle 5 times.




Wednesday 27th January 2021

I will know how to plan a
recount



I will know how to plan a recount



story

retell

chronological order

Do Now: Recap

Which speech bubble do think belongs to Funni? How do you know?

A



Wow! The London Eye is huge!

B

I wish that I had someone to share my garden with.



I will know how to plan a recount


Today we will be planning a recount from Funni's point of view. A recount is when someone retells events or experiences that have happened to them.

We will read the part of the story that we will be retelling. Some of the pages will be missing as we will only be focusing on some parts of the story that are about Funni.

I will know how to plan a recount

Funni liked the old airport car park.

It hadn't been used for years
and was greyer than a Monday sky.



But Funni loved being there,
hearing the planes take off and touch down,
while the blue rooftops stretched
for miles like a calm, still sea.





I will know how to plan a recount




She'd learnt to play the sounds around -
notes from the tannoy in the terminal,

the high-low whine of planes
coming in to land,



and the music of bells in City Square.



But something was missing.

Definitely.

I will know how to plan a recount



So she hatched a plan.

Each Saturday Funni lugged up a huge sack of soil, cleaned the carpet of litter, swept the drift of squished cans and other left-behinds.



After three months of Saturdays, she gently nuzzled seeds into the soil that now completely covered the rooftop car park.



I will know how to plan a recount



I will retell part of the story using a story S. I will pretend that I am Funni and will use pictures to retell events from her point of view. I have only plotted 4 events on my story S.


I have annotated the pictures. This means that I have written a sentence to explain what has happened in each part of the story. I have written each sentence in the past tense because these events have already happened.

I have kept my sentences short.


I do



I played with my kite and recorder.



I went to the old airport carpark.



I cleaned up the litter.



I planted seeds.




I will know how to plan a recount

We do

We will retell part of the story together pretending that we are Funni. We will use the pictures to help us.

We will need to start our sentences with I.



I will know how to plan a recount



You do-Retell part of a story using a story S.

Draw an S shape on your piece of paper, make sure that it fills most of the page. If possible ask an adult to help you do this. Draw the 4 pictures onto your story S. When you have finished drawing your pictures, pretend that you are Funni and write a short sentence to explain what is happening in each picture from her point of view. Start each sentence with the word I. When you have completed your story S colour your pictures in.

Challenge

Can you use these pages from the book to help you to add up to 3 more pictures onto your story S? Don't forget to write a sentence about each picture. Start each sentence with the word I.



Review

Which picture is from the first part of the story?

A



B



C



Time:	Activity	Type:
09:00: 09:30	Art	Video/Recorded on Microsoft Teams
09:30 – 10:20	Phonics	Live Teams meeting
Break 10:20 – 10:35		
10:35 – 11:45	English, Guided Reading and handwriting	Live Teams meeting
11:45 – 12:00	Independent Task	MyOn/RWI books TTrockstars
Lunch 12:00 – 12:45		
12:45 – 1:50	Maths Meet and Maths	Live Teams meeting
1:50 – 2.40	Science	Video and Teams assignment
2:40 – 2.55	Story time	Live