



Welcome to Year 2 English

The lesson will begin at 10.35

Please keep your camera and microphone turned off.



You will need a pencil and some paper.

Today's Lesson

Spot the mistakes

Guided reading

Brain break

Learning how to plan a persuasive letter

Review



Spot the mistakes



You have 2 minutes to find and correct the mistakes in this sentence. How many mistakes can you find in this sentence?

i live in gillingham. There is lots ov litter in Gillingham.



Spot the mistakes- Answers

The mistakes have been highlighted in red.

i live in gillingham. There is lots ov litter in Gillingham.

The mistakes have been corrected in green.


I live in Gillingham. There is lots of litter in Gillingham

Guided reading


Here are the first two pages from our class book *The Secret Sky Garden*.

Funni liked the old airport car park.

It hadn't been used for years
and was greyer than a Monday sky.



But Funni loved being there,
hearing the planes take off and touch down,
while the blue rooftops stretched
for miles like a calm, still sea.




Brain Break



Thursday 14th January 2021

I will know how to think from a
character's point of view



point of view

first person- I

I will know how to think from a character's point of view



Today we will be thinking about the little girl from the story The Secret Sky Garden.

We will be writing from the little girl's point of view. That means that we will be pretending that we are the little girl and giving an answer from her point of view.

I will know how to think from a character's point of view




Pretend that you are the little girl from the story.
Answer these questions from her point of view

Where are you?

I am...

What are you doing?

I am...



I will know how to think from a character's point of view



How do you feel about
being in the old airport
carpark?

I feel

happy?



angry?

I will know how to think from a character's point of view



Why do you come here?

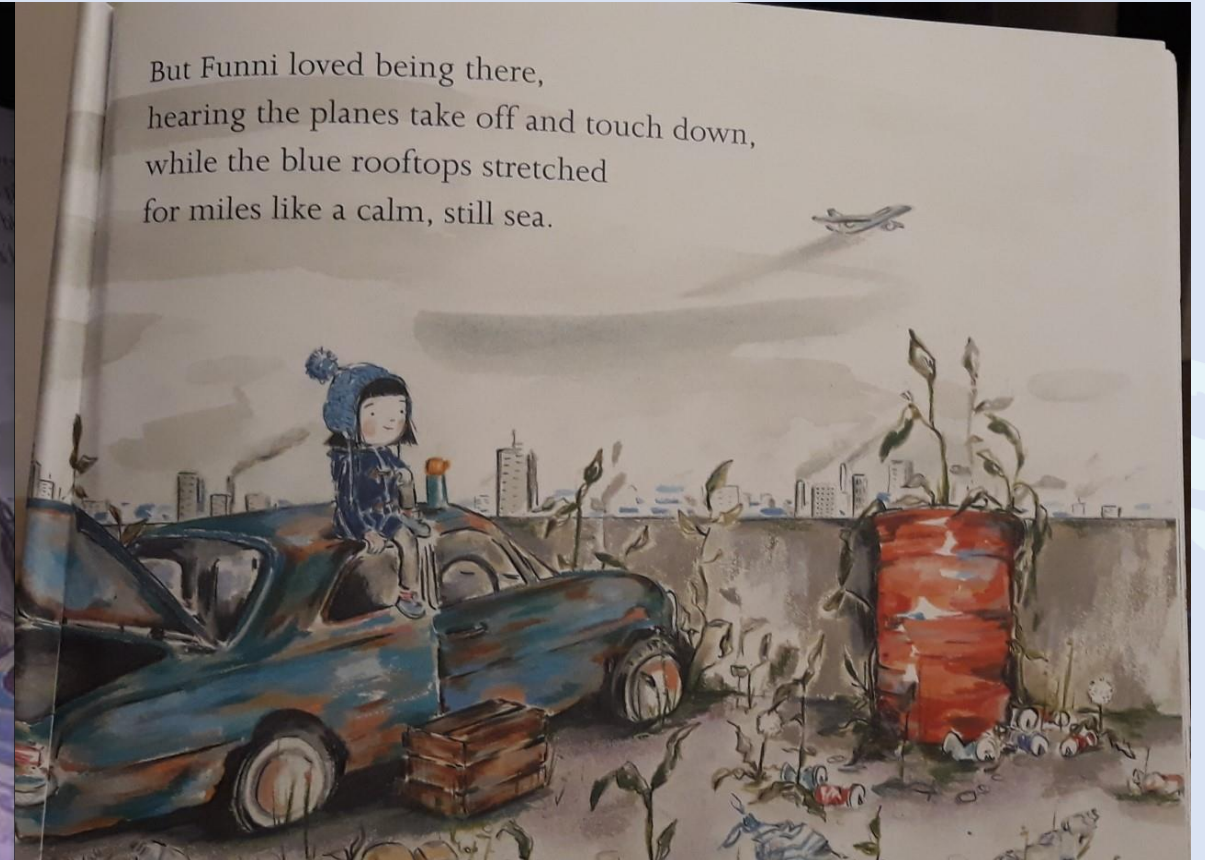

I come here because....



I will know how to think from a character's point of view



What is it like in the old airport carpark?
loud? calm? quiet?





It is very in the airport carpark.

I will know how to think from a character's point of view

Pretend that you are the little girl from the story. Answer these questions from her point of view.

- Have you remembered to use capital letters, full stops and finger spaces?
- Use the sentence starters to help you.



Where are you?

I am....

What are you doing?

I am....

How do you feel about being in the old
airport carpark?

I feel very

Why do you come here?

I come here because....

What is it like in the old airport carpark?

It is very In the old airport carpark.

I will know how to think from a character's point of view



It's time to share your ideas

Where are you?

What are you doing?

How do you feel about being here?

Why do you come here?

What is it like in the old airport carpark?



Review

Think about the part of the story that we have read today.
Where is the little girl?

- A) In the jungle.
- B) In London.
- C) In an old airport carpark.
- D) At a theme park.

Time:	Activity	Type:
09:00: 09:30	Mindfulness	MyOnTT Rockstars
09:30 – 10:20	Phonics	Live Teams meeting
Break 10:20 – 10:35		
10:35 – 11:45	English, Guided Reading and handwriting	Live Teams meeting
11:45 – 12:00	Independent Task	MyOn/RWI books TTrockstars
Lunch 12:00 – 12:45		
12:45 – 1:50	Maths Meet and Maths	Live Teams meeting
1:50 – 2.30	Religious Education	Live Teams meeting
2:30 – 2.55	Singing assembly	Live Teams meeting

Today's handwriting lesson

Today we are going to look at joining the letter 'w' to other letters in words.

The letter 'w' sits on the line.

Today's handwriting lesson

Remember that the letter 'w' sits on the line.




Start on the line go up down and round up again down and round up again and hook.

https://www.letterjoin.co.uk/desktop_edition/words/easywords

Today's handwriting lesson

Remember that the letter 'u' will sit on the line in each of these words.



Please write 2 lines of each word.