


Wednesday 6th January 2021

Welcome to Year 2 Maths - time

- The lesson will begin at 12.50
- Please keep your camera and microphone turned off.



You will need a pencil and some paper.
It will help if you have a clock or watch with hands to look at on Friday.


Welcome to our lesson.

Wednesday 6th January 2021


Year 2 Unit 7: Time

Lesson 1: Understand the concept of one day

Mathematics
Mastery



To know there are 24 hours in one day
What can you see in the picture that is related to time?



Do Now



Key learning: To know there are 24 hours in one day



Star Words



To know there are 24 hours in one day

Hours in a day?

What time of day might these photos have been taken? How do you know?

1



2



3



4




New Learning



To know there are 24 hours in one day

Hours in a day?

Which hours are day time? Which hours are night time? Let's start with the 12 o'clock at the top.



New Learning




To know there are 24 hours in one day

When in the day...?

- With your adult: Decide on something you do at home then say what time would be appropriate for that event. Choose a time and the right part of the day.

I will clean my teeth.



I clean my teeth after my breakfast. I clean my teeth at 8 o'clock in the morning.



To know there are 24 hours in one day

The analogue clock over one day

How many hours in one day?

What might you be doing at 3 o'clock in the morning?

What might you be doing at 3 o'clock in the afternoon?




Develop Learning



To know there are 24 hours in one day

The analogue clock over one day

There are 24 hours in one day?



At 3 o'clock in the afternoon I will be teaching.

At 3 o'clock in the morning I will be fast asleep.



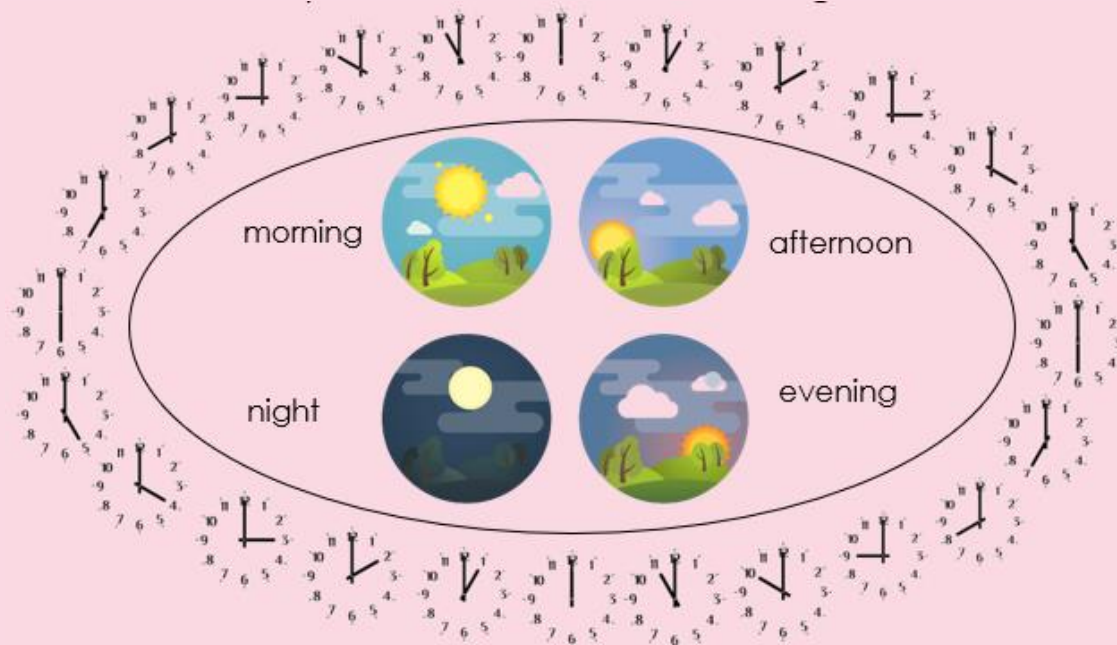
Develop Learning



Key learning: To know there are 24 hours in one day

Divide your paper into quarters. Write morning, afternoon, evening and night at the top of each quarter.

Choose one activity you do in each section, draw a picture, write what you're doing and add the time.



Independent Task





Key learning: To know there are 24 hours in one day

Divide your paper into quarters. Write morning, afternoon, evening and night at the top of each quarter.

Choose one activity you do in each section, draw a picture, write what you're doing and add the time.

Morning	Afternoon
Evening	Night


Be ready to share your ideas in 10 minutes.



Wednesday 6th January 2021

Welcome to Year 2 Maths - time

- The lesson will begin at 12.50
- Please keep your camera and microphone turned off.



You will need a pencil and some paper.
It will help if you have a clock or watch with hands to look at on Friday.

Welcome to our lesson.

To know there are 24 hours in one day

24 hours in a day

- How many hours are there in one day?
- How many full turns does the hour hand make in one day?



Plenary

