




Welcome to Year 2 Computing


The lesson will begin at 1.50pm

Please keep your camera and microphone turned off.



You will need a pencil and some paper.

I will know how to create and
debug simple algorithms.



debug

create

program

device

algorithms

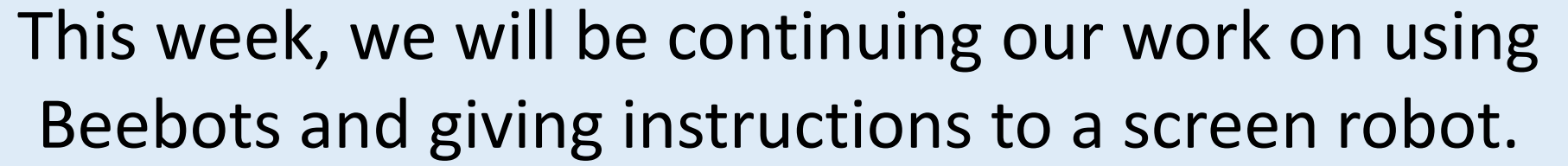
Debugging



Review

Which statement is correct?

- A) Debugging means to pick up insects from the ground.
- B) Debugging means to remove errors from a set of instructions on a computer. ✓



Achieve

Last week we used a set of instructions to program the Beebot





Inspire

These are the instructions we used to program the Beebot.

Forward 1 

Forward 1 

Left turn 1 

Forward 1 

Forward 1 

Go 

Challenge

Achieve



I know that some of you found this quite easy so I am going to show you another programme that you could use.

Inspire

Challenge

Achieve



I do/we do: On my Ipad I am going to find the self service icon.



Self service

Inspire

Challenge

Achieve

I do/we do: I am now going to find the Swift Playgrounds icon.
(This is a long way down the list)

Your icon may look different to this.



You then need to install it – this may take a few minutes.

Beebot

Inspire

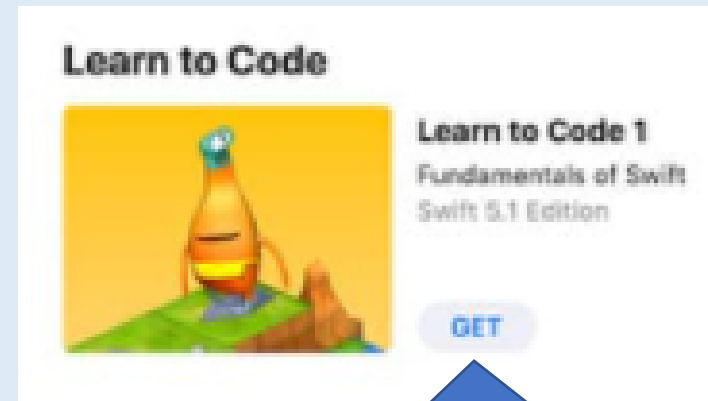
Challenge

Achieve



I do/we do:

Click on Learn to Code 1
And then 'Get'.



This may take a while to load.

Inspire

Challenge

Achieve



I do/we do:

Click on Learn to Code 1 again





You will then be taken through a set of instructions and then you can start coding.

Inspire

Challenge

Achieve

I do/we do: We are going to direct the Byte along the path and get it to collect the gem by clicking on the buttons at the bottom of the screen.




I do/we do: We are then going to run the code to see if we are correct.

Goal: Use Swift commands to tell Byte to move and collect a gem.

Your character, Byte, loves to collect gems but can't do it alone. In this first puzzle, you'll need to write Swift **commands** to move Byte across the puzzle world to collect a gem.

- 1 Look for the gem in the puzzle world.
- 2 Enter the correct combination of the `moveForward()` and `collectGem()` commands.
- 3 Tap Run My Code.



[Run My Code](#) [Hint](#)

`collectGem()` `moveForward()`

Inspire

Challenge

Achieve



You do: You will now have 15 minutes to have a go at either the new Swift Playground app or the Beebot app.

Remember these may be a little challenging so don't worry if you make a few mistakes along the way.



Independent task

It's time to
share your
work.

How did you find
the task?

What was
easy/hard?



Get someone to
take a picture of
you using the apps

Time:	Activity	Type:
Time:	Activity	Type:
09:00: 09:30	Mindfulness Breakfast. My On/TT Rockstars	My on TT Rockstars
09:30 – 10:20	Phonics	Live Teams meeting
Break 10:20 – 10:35		
10:35 – 11:45	English and handwriting	Live Teams meeting
11:45 – 12:00	Independent Task	MyOn/RWI books TTrockstars
Lunch 12:00 – 12:45		
12:45 – 1:50	Maths Meet and Maths	Live Teams meeting
1:50 – 2.30	Computing	Video and Teams assignment
2:35 – 2.50	Story time	Live