

Welcome to Year 1 live maths lesson

The session will begin at 10.40




Turn your camera and microphone off please

Year 1 Unit 8: Numbers to 50

Lesson 7: Compare and order numbers to 50

Mathematics
Mastery



Key learning: To compare and order numbers to 50 using the number line

greater than



value



less than



between



compare



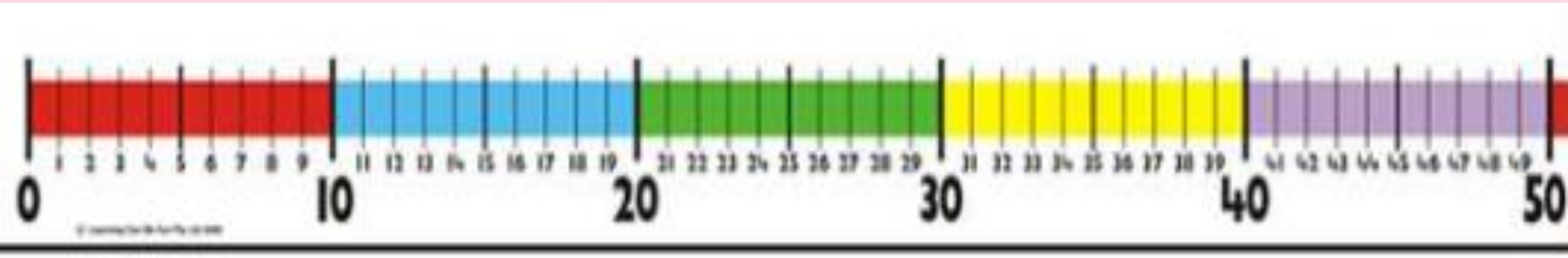
Star Words



Identifying and comparing two numbers on the number line

My Turn

I can use the number line to compare the value of two numbers.



49 has a **greater** value than **24** .

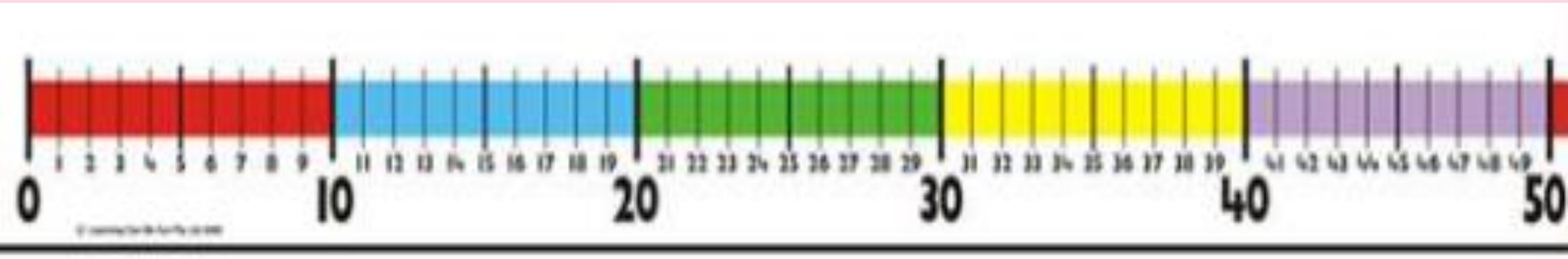
49 is further along the number line.



Identifying and comparing two numbers on the number line

Our Turn

We can use the number line to compare the value of two numbers.



32 has a **greater** value than **20**.

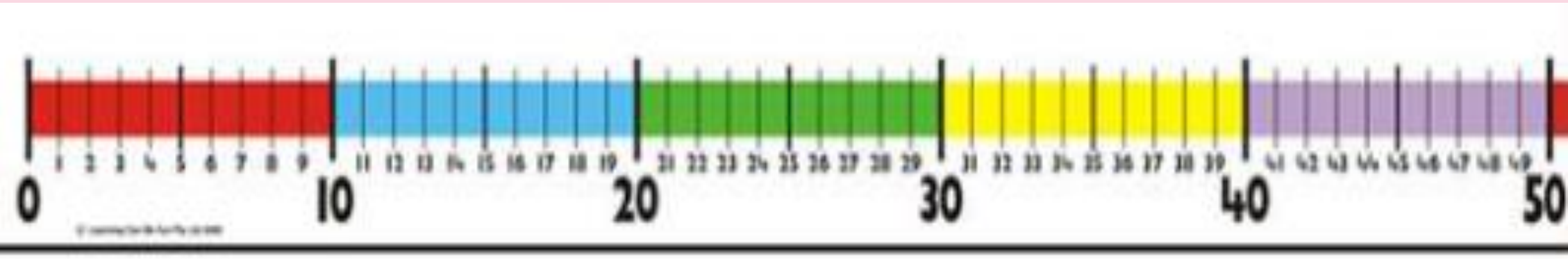
32 is further along the number line.



Identifying and comparing two numbers on the number line

Your Turn

You can use the number line to compare the value of two numbers.



has a **greater** value than .

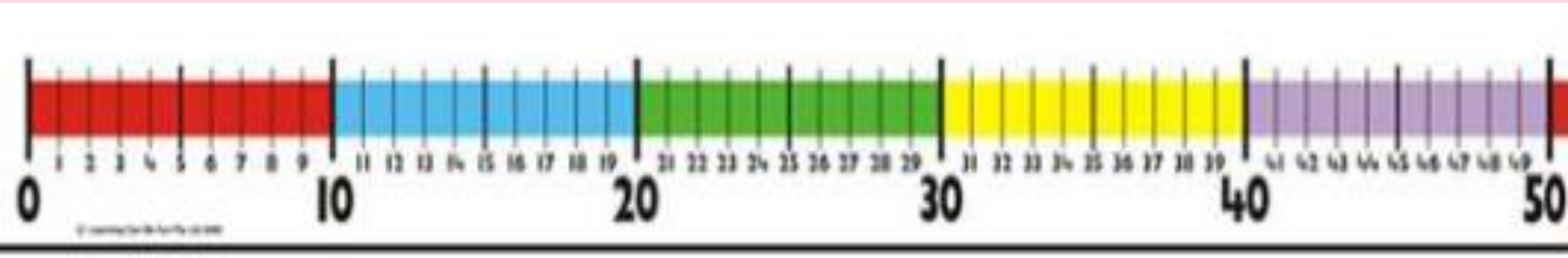
is further along the number line.



Identifying and comparing two numbers on the number line

My Turn

I can use the number line to compare the value of two numbers.



11 has a **smaller** value than **22**

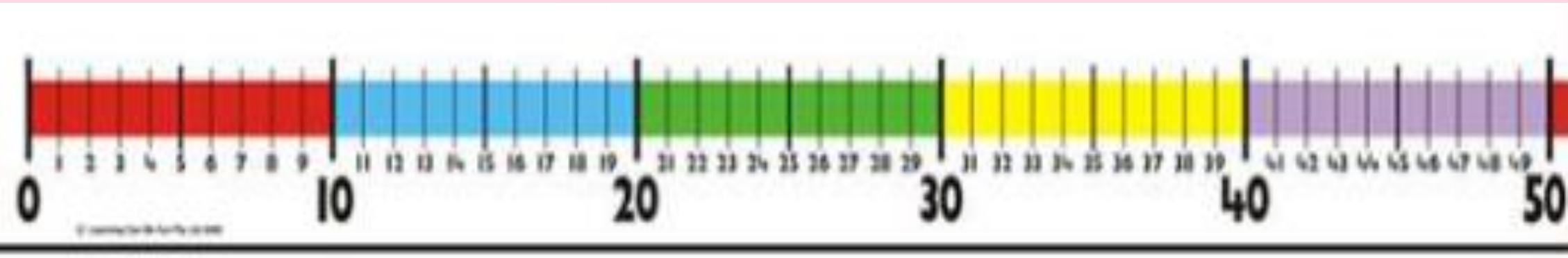
11 is closer to zero on the number line.



Identifying and comparing two numbers on the number line

Our Turn

We can use the number line to compare the value of two numbers.



8 has a **smaller** value than **38**

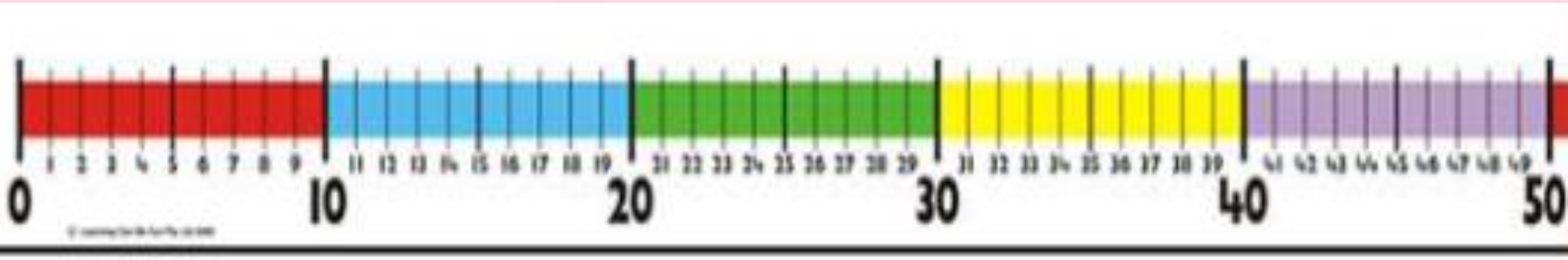
8 is closer to zero on the number line.



Identifying and comparing two numbers on the number line

Your Turn

You can use the number line to compare the value of two numbers.



has a **smaller** value than

is closer to zero on the number line.

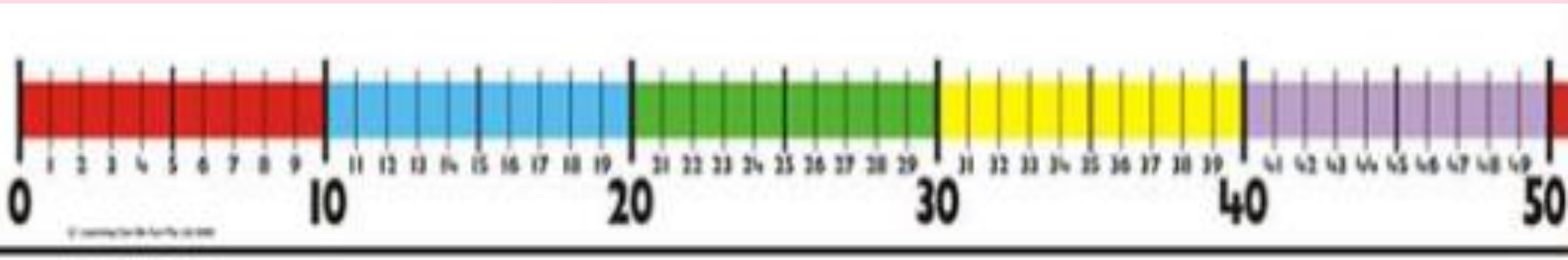


Identifying relative positions of numbers on a number line

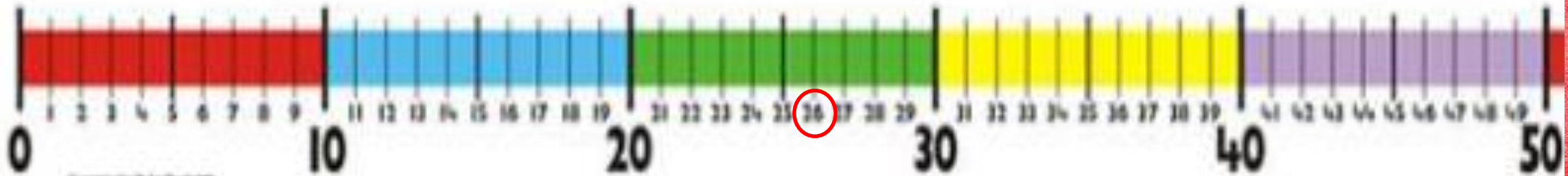
Your Turn with your talk partner

Partner A, show Partner B a number greater than 26. How do you know it is greater than 26?

Partner B, show Partner A a number less than 26. How do you know it is less than 26?



Identifying relative positions of numbers on a number line



26 is **between** 25 and 27.

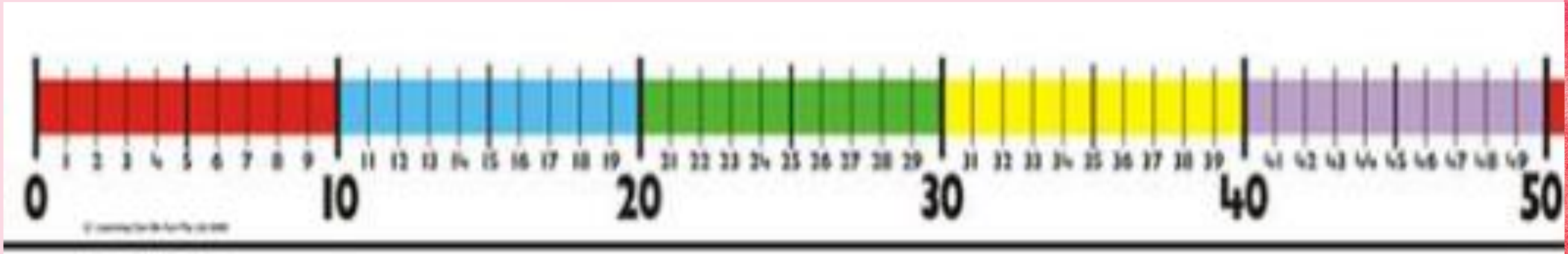
How many different ways can you complete this sentence?

26 is **before** 27.

26 is **after** 25.



Key learning: To compare and order numbers to 50 using the number line.



A number greater than 23 is


A number less than 23 is

The number 23 comes in between and

The number greater than 15 is

The number less than 15 is

The number 15 comes in between and



Remember to give your reasons why, using the star words



Independent Task



Guess my number

0	1	2	3	4	5	6	7	8	9
10	11	12	13	14	15	16	17	18	19
20	21	22	23	24	25	26	27	28	29
30	31	32	33	34	35	36	37	38	39
40	41	42	43	44	45	46	47	48	49



Plenary



Feedback

Was there anything you found tricky?

Was there anything you thought you did well with?

How can we help you?

		9.05 – 9.30	09.30 – 10.00	10.00 – 10.20	10.20 – 10.35	10.35 – 11.45	11.45 – 12.45	12.45 – 2.00		2.05 -2.20	2.20 - 2.40	2.40 – 2.55
Monday	Self-directed and movement activity	PE (Go noodle/Jo & Wickes)	Whole School Assembly LIVE	Spelling and Grammar LIVE	Break	Maths - LIVE	Lunch	ART and MUSIC LIVE		Handwriting - LIVE	Phonics LIVE	Story time - LIVE
Tuesday	Self-directed and movement activity	ART (Records d/Video on Teams)	Phonics - LIVE			Maths - LIVE		Science LIVE	Handwriting - LIVE	Phonics LIVE	Story time - LIVE	
Wednesday	Self-directed and movement activity	MyOn/Tim es table Rock stars	Phonics - LIVE			Maths - LIVE		Geography - LIVE	Handwriting - LIVE	Phonics LIVE	Story time - LIVE	
Thursday	Self-directed and movement activity	PE (Go noodle/Jo & Wickes)	Phonics - LIVE			Maths - LIVE		Languages (Teams Assignment)	Religious Education LIVE	Computing LIVE	Singing Assembly 2:30 – 3:00 LIVE	
Friday	‘Screen free’ Friday											