

# Welcome to Year 1 Maths

The lesson will begin at 10:35 am




Turn your camera and microphone off please

# Year 1 Unit 6: Time

## Lesson 6: O'clock and half past

Mathematics  
**Mastery**





Let's do now...

You will need paper and  
a pencil



5 minutes...

# Reading the time to o'clock and half past on an analogue clock

**five o'clock**

**nine o'clock**

**seven o'clock**

**three o'clock**

**ten o'clock**

**eleven o'clock**

**four o'clock**

**eight o'clock**



Do Now



**Key learning:** To read the time to o'clock and half past on an analogue clock

**hour**



**minute hand**



**afternoon**

**hour hand**



**morning**

**half past**



**half way between**



Star Words



# How to tell the time

What can you remember about telling the time?



How do we know when it is o'clock?

How do we know when it is half past?




New Learning






# O'clock and half past



I know this is a half past time because the minute hand is pointing down. The time is half past \_\_\_\_ because the hour hand is halfway between the \_\_\_\_ and the \_\_\_\_.




I know this is an o'clock time because the hour hand is pointing straight up. The time is \_\_\_\_ o'clock because the hour hand is pointing at the \_\_\_\_.





# Talk Task





# Morning and afternoon activities



Eating breakfast





Going home



Going to bed

When does the morning  
become afternoon?





# Independent task

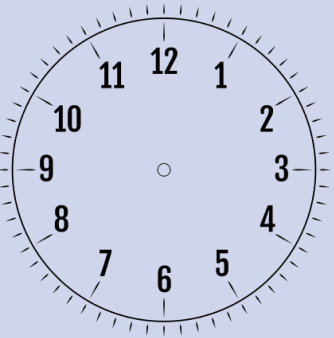
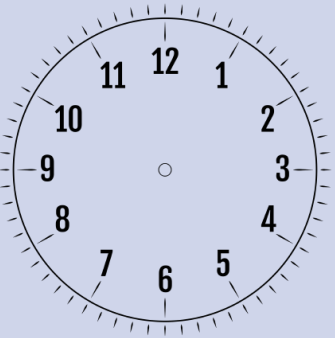
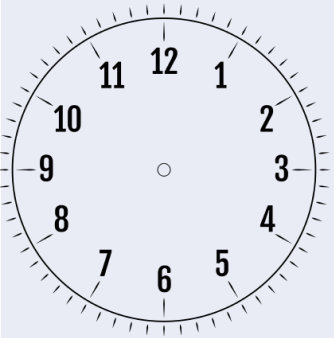
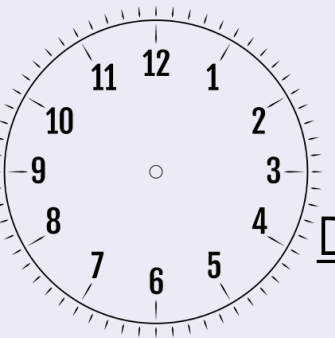
Remember the minute hand always goes on the 6 to show half past.



**Key learning:** To read the time to o'clock and half past on an analogue clock



# Independent Task

 <p><u>Breakfast</u></p> <p>The time is _____</p> <p>in the _____</p>	 <p><u>Playtime</u></p> <p>The time is _____</p> <p>in the _____</p>
 <p><u>Home time</u></p> <p>The time is _____</p> <p>in the _____</p>	 <p><u>Dinner time</u></p> <p>The time is _____</p> <p>in the _____</p>

Look at the four activities. Draw the hands on the clock to show the time.

Complete the sentence writing the time in words and whether it happens in the morning or afternoon.



# Missing minute hand

Look carefully at the clocks.  
What do you notice?

What time do you think it is?  
How can you tell?



Plenary



08.30-08.45			9.05 – 9.30		09.30 – 10.00	10.00 – 10.20	10.20 – 10.35	10.35 – 11.45		11.45 – 12.45	12.45 – 1.30	1.30 – 2.00	2.05 -2.20	2.20 - 2.40	2.40 – 2.55		
*Register and days of the week in French																	
Monday	Brea kfast and earl y work	Self- directe d and move ment activity	MyOn/Time s table Rock stars/go noodle/Joe Wicks PE	Ass em bly	GPaS - LIVE	Break	Maths - LIVE	Lunch	Art - LIVE	P.E. - LIVE	Handwriting - LIVE	Extra phonics / Class story - LIVE	Story time - LIVE				
Tuesday	Brea kfast and earl y work	Self- directe d and move ment activity	MyOn/Time s table Rock stars/go noodle/Joe Wicks PE	RWInc - LIVE			Maths - LIVE		Science - LIVE	Handwriting - LIVE	Extra phonics / Class story - LIVE	Story time - LIVE					
Wednesday	Brea kfast and earl y work	Self- directe d and move ment activity	MyOn/Time s table Rock stars/go noodle/Joe Wicks PE	RWInc - LIVE			Maths - LIVE		Votes for schools - LIVE	PSCHE - LIVE	Handwriting - LIVE	Extra phonics / Class story - LIVE	Story time - LIVE				
Thursday	Brea kfast and earl y work	Self- directe d and move ment activity	MyOn/Time s table Rock stars/go noodle/Joe Wicks PE	RWInc - LIVE			Maths - LIVE		Music - LIVE	R.E. - LIVE	Handwriting - LIVE	Extra phonics / Class story - LIVE	Story time - LIVE				
Friday	Brea kfast and earl y work	Self- directe d and move ment activity	MyOn/Time s table Rock stars/go noodle/Joe Wicks PE	RWInc - LIVE			Maths - LIVE		Geography - LIVE		Handwriting - LIVE	KS1 Celebration Assembly 2:15- 2:55					