




Screen Free Fridays: What will we do today?

Key Stage: 1 (years 1 and 2)

Date of activities: Friday 29th January/5th February/12th February

Morning Activity (STEM/Investigations based):	Activity guidance:	What will we need?
<p><u>Get outside/Get active</u> Go for a walk with your family. Look at the trees and plants around you. Take a walk to Great Lines heritage park, Hillyfields park, Lower lines park etc.</p> <p>Don't forget to take a bag to collect items on your journey. How do you think the park could be improved? What would you like to see in the park?</p>	<ol style="list-style-type: none"> 1) Look at what you can see and talk about this with another family member. 2) How many different types of plants and trees can you see? 3) Collect objects on your walk that you can use this afternoon when creating your garden: leaves, twigs, pinecones, 	<p>Anything for going outside:</p> <ul style="list-style-type: none"> • Warm clothes • Sensible shoes • Bag to collect things
<p><u>Create an internet safety poster</u> Tuesday was internet safety day. We would like you to design an internet safety poster and Mrs. Gardiner will choose a winner from KS1 and KS2.</p> <p>What do we need to remember about keeping ourselves safe online? Think about how to present your work clearly.</p>	<ol style="list-style-type: none"> 1) <i>Think about how we can stay safe on the computers. What should we tell people? What should we not tell people?</i> 2) <i>Think about how we should behave online. Should we say unkind things? What should we do if we see something we do not like online?</i> 3) <i>Draw and colour in your poster.</i> 4) <i>Take a picture of your work and send it in to us so Mrs Gardiner can choose a winner.</i> 	<ul style="list-style-type: none"> - Paper and pencil to create your poster - Coloured pens - Magazines for lettering - Examples of different styles of posters.

Screen Free Fridays: What will we do today?

Afternoon Activity (Creative/Physical/Play/Exploration based):	Activity guidance:	What will we need?
<p><u>Create a garden</u></p> <p>This term we have been looking at plants and trees in Science. Create a garden using resources from around your house.</p> 	<ol style="list-style-type: none"> 1) Think of the type of garden you will be creating. What materials would you use? What will you have in your garden? 2) How will you attach the items to the base of your garden? 3) <p>The process of planning and creating this garden, will increase children's knowledge and awareness of the elements of different materials. This activity will also improve children's problem solving skills in deciding what could be used to create their garden.</p>	<p>Use whatever you have at home. Here are some ideas;</p> <ul style="list-style-type: none"> - Cereal/shoe box. - Leaves/twigs/grass/pinecones - Cuttings from magazines or newspapers. - Fabric cut offs - Tin foil/cling film. <p>Here are some ideas;</p>  

Screen Free Fridays: What will we do today?

Create a bird box

Use resources at home to make a bird box. This could be for you or you could give it to someone else to hang in their garden.



- 1) *Decide what type of bird box you would like to make.*
- 2) *Get the resources you need and make sure you have asked permission to use them.*
- 3) *Create your bird house*
- 4) *Find a place for it to hang*
- 5) *Take a photo of it and share your work with us.*

Use whatever you have at home. Here are some ideas;

- Cereal/shoe box.
- Leaves/twigs/grass/pinecones
- Cardboard
- Wooden spoons
- String
- Bird seed/food scraps



Don't forget to join us at 2.30pm for our KS1 Celebration assembly.