



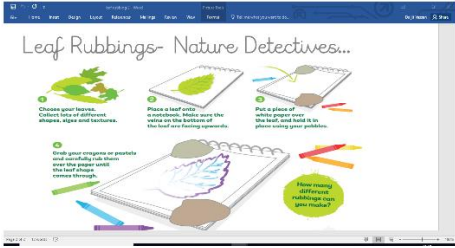


Screen Free Fridays: What will we do today?

Key Stage: Two

Date of activities: Friday 12th February

Morning Activity (STEM/Investigations based)	Activity guidance:	What will we need?
<p>Designing and creating a bird box/bird feeder</p>	<p>We would like you to think of, design and have a go at creating your very own unique bird box or bird feeder</p> <p>With spring not too far away, Birds will soon be looking for safe places to nest, find shelter from predators and feed.</p> <p>If you click on the link in the next column, you will see lots of examples of homemade (DIY) bird boxes/feeders which have been made from everyday recycled items.</p> <p>What could you use? It's time to start saving your containers and looking around your house/garden for things you may be able to use.</p> <p>We look forward to seeing these. Please email them in or submit them as your assignment</p>	<p>https://www.deepjunglehome.in/making-bird-houses-with-unused-material-at-home/</p>  

Screen Free Fridays: What will we do today?

Afternoon Activity (Creative/Physical/Play/Exploration based):	Activity guidance:	What will we need?
Art: Leaf Rubbing Nature Detectives	<p>Go for a walk in your garden, local park, woodland area, or around your neighbourhood and collect as many different types of leaves you can. Try and collect different shaped leaves, colours and sizes.</p> 	<ul style="list-style-type: none"> • Crayons/colouring pencils/pencil • White paper • Hard surface • Magnifying glass • Lots of leaves  <p>CLICK ON ME - LEAF RUBBING</p>
Internet Safety Awareness Competition	<p>Create a poster, video, song or a design of your choice to create a resource to show how children can stay safe online. The winning design from each Key Stage will appear on our Facebook and Website pages.</p>	<p>Paper Pens/colouring pencils Creative materials</p>  <p>https://www.saferinternet.org.uk/</p>

Screen Free Fridays: What will we do today?

PE – Nature Obstacle Course

Nature is all around us! The woods is a great place to see this. However often in order to get where you want to go, you need to go either under, through, along or over something.

Therefore your PE lesson today is to design and create an obstacle course, using the items you have around your house or in your garden.

We cannot wait to see these. Send in your pictures to your year group email address or attach them to your assignment

Please ensure you check with your parents/carers before using the items. Make sure it is safe and stable.

