



WHAT WILL WE LEARN TODAY?

Home learning: Day 6




Literacy: read a recipe

Look in a recipe book, online or write out a simple recipe to look at together. You can find some recipes on food packaging, too. Read the instructions to your child and see if they can repeat any back to you. What would they like to make?



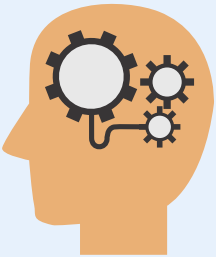
Following and writing instructions is an important skill and nothing motivates young children like food! They also learn that instructions have to be followed in the right order (sequencing).



Maths: number cards

Write numerals 1-10 on a piece of paper and cut them out to make your own number cards. As you did with the posters, perhaps illustrate the numeral with dots, fingers or other items as a visual representation of the quantity. Muddle them up and put the numbers in order.

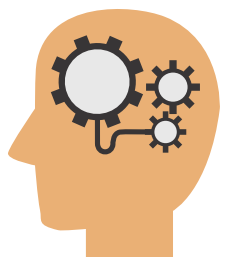
Children learn that numerals represent the number we say and that both represent a quantity. Putting the numerals in order helps them to develop the stable order principle.



Understanding the world

Make the recipe that you looked at earlier. Use different types of measures and talk about the home technology that you use to cook.

Many children mix up prepositions of place (under, on, in, behind) as they learn language. The most powerful way for them to understand this language is to make meaning of it with practical and visual experiences.



Are you ready to learn and play? Click on the icons for play ideas in videos: 

Share pictures or videos of your learning via Tapestry:

[HTTPS://TAPESTRY.INFO/](https://tapestry.info/)