



# WHAT WILL WE LEARN TODAY?

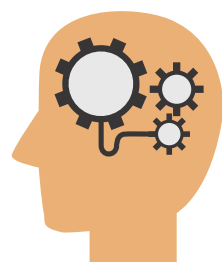
## Home learning: Day 7



### Literacy: toy stories

Gather together your favourite toys and get them to act out a story that you know well. We have been reading Biscuit Bear at school: can teddies can be the biscuit bears? Use your story map as a guide.


Retelling stories is an important skill for early literacy. It helps them to make meaning of the new vocabulary that they learn from books. Acting out stories can help children to remember what happens and add language of their own.



### Maths: matching amounts

Use the number cards that we made yesterday. Shuffle them and pull out a card. Can you recognise the numeral? Can you find that amount of things? Repeat with each card.

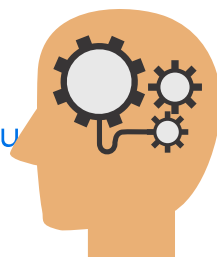
Identifying the numeral and finding that many things to match helps children to understand that numerals represent a number, which can also be represented in objects. This is great practice for counting with one-to-one correspondence (each item gets a number name), too.



### Physical development

We are going to the dough disco! Use the play dough we made last week to get your fingers dancing and squishing the dough. Simply dance your fingers along to music or follow the fun video linked to in the play button.

Children need strong hand muscles and good coordination in order to use scissors, pencils and pens. Play dough is a great way to develop these muscles and the dough disco helps to ensure you exercise every finger!



**Are you ready to learn and play? Click on the icons for play ideas in videos:** 

**Share pictures or videos of your learning via Tapestry:**

[HTTPS://TAPESTRY.INFO/](https://tapestry.info/)