



# WHAT WILL WE LEARN TODAY?

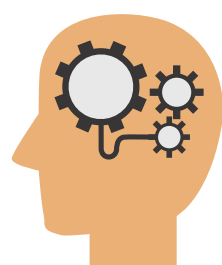
## Home learning: Day 8



### Literacy: toy talk

Yesterday we used toys to tell a story that we know. What do you think toys would say if they could talk? Gather your toys again and imagine they have come to life at night. What would they say to each other?


Acting out stories with toys helps children to develop imagination and communication and language. It is also good for developing empathy, the ability to understand others' feeling. Making up our own stories is important for when we get to write them down.



### Maths: match numerals

Lay out different quantities of items in different arrangements - five pens, three cups, two keys and so on. Ask your child to match this week's number cards to the quantities. The easiest arrangement is to put items in a line. Make an irregular arrangement for extra challenge.


This activity helps children to practise counting regular and irregular arrangements of objects. It helps them to remember that numerals match to quantities and to remember what numerals look like.



### Silhouette pictures

Can you draw around a shadow? Stand in front of some light or hold your hand up in front of it and place a piece of paper where the shadow falls. Can you draw around the edge of the shadow together?

Children learn to draw by beginning to understand that lines can enclose a space to give it shape. This activity helps them to create the outlines of different shapes. It also helps them to understand shadows and the way that light changes.



**Are you ready to learn and play? Click on the icons for play ideas in videos:** 

**Share pictures or videos of your learning via Tapestry:**

[HTTPS://TAPESTRY.INFO/](https://tapestry.info/)