



# WHAT WILL WE LEARN TODAY?

**Home learning: Thursday 11th February**

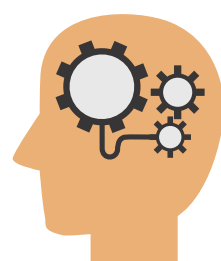


## Literacy: letter race



Place your phonics cards on one side of a room and choose a target like a wall or chair for your child to run to on the other side. Lay out the sounds randomly. Say a sound and challenge them to find it as quickly as they can and run it over to the other side of the room.

Practise letter sound recognition in a game that also gets them moving. As they commit their phonics knowledge to long term memory they will get quicker at recognising the sounds.




## Maths: in the box game



Put toys or other objects into a box one at a time so that you child cannot see them. Count them out together and ask if they can show you on their fingers. Add one to the box without showing what is inside and ask them to show how many there are now. Show how many there are and count them out together.

Vary the game to practise addition and subtraction skills. Taking away objects, varying the starting number of objects and adding or subtracting more objects will help them practice using all their number knowledge.




## Expressive art and design



Collect any bottle, boxes or other 'junk' items you may have to create your own rocket ship. The video shows just one example that you can use for inspiration but the possibilities are endless.

Planning and creating a rocket with help you child explore their imagination and creativity while challenging them to explore, investigate and problems solve as they bring their plans to life.



**Are you ready to learn and play? Click on the icons for play ideas in videos:** 

**Share pictures or videos of your learning via Tapestry:**

[HTTPS://TAPESTRY.INFO/](https://tapestry.info/)