



WHAT WILL WE LEARN TODAY?

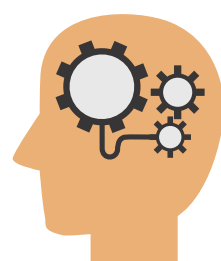
Home learning: Thursday 28th January



Literacy: story bag

Gather some small toys from around your home and place them into a feely bag (pillow case works well). Your child then pulls out an object and together you can make up your very own story based around the object. Keep pulling out objects to add to your story.


Telling their own stories will help your child develop creative thinking and develop their language skills.



Maths: Numberblocks

Watch the Numberblocks episode 'Hide and Seek.' Can you notice what the Numberblocks do to make five? Count out two groups of objects that together make five. Ask your child if they can make a different two groups that make five. Can you do this with any other numbers?


Exploring number bonds will help your child see that numbers can be split into pieces. This number sense underpins the skills of addition and subtraction.



Physical development

Let's take the dough disco to space! Use the playdough from last week or make some more following the recipe. Squish, splat and squeeze the dough along to music or follow this fun video and try the dough disco in outer space.

Having strong fingers and hand muscles is super important to help us with fine motor activities like using scissors and holding a pencil. Playdough is a great way to do this and dough disco makes it extra fun.



Are you ready to learn and play? Click on the icons for play ideas in videos: 

Share pictures or videos of your learning via Tapestry:

[HTTPS://TAPESTRY.INFO/](https://tapestry.info/)