



WHAT WILL WE LEARN TODAY?

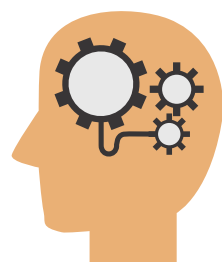
Home learning: Wednesday 20th January



Literacy: look outside

Ask your child to look out of the window and describe what they see. Encourage them to extend each sentence, for example: "I can see a tree" can become "I can see a tall tree." Ask as many questions as possible.

Young children learn language very quickly and conversation is the best way to do this. Describing things helps children build a mental picture for new vocabulary, making it more memorable and meaningful.




Maths: Numberblocks



Watch the Numberblocks episode "Just add one". Can you notice what happens when you add one to something? Count out an amount of things (pasta, fruit, toys) and ask your child if they can give you one more. How many are there now?

Adding one more is the beginning of addition, and important concept in early calculation. Children begin to understand that 'one more' is always the next number in the stable order of counting, which will help them to count on and back in calculation, too.





Understanding the world



Pretend to be a nocturnal animal and find food with your nose! Explain to children that nocturnal animals use the sense of smell to find food. Put different strong smelling foods (coffee, chocolate and orange are good) in containers. With closed eyes, smell the food and identify it.

Sensory exploration is extremely important for children's development. It helps them to make meaning of language and concepts. This activity also encourages children to think about the natural world and its features, an important beginning to science.



Are you ready to learn and play? Click on the icons for play ideas in videos: 

Share pictures or videos of your learning via Tapestry:

[HTTPS://TAPESTRY.INFO/](https://tapestry.info/)