



WHAT WILL WE LEARN TODAY?

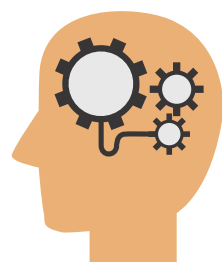
Home learning: Thursday 21st January



Literacy: opposites

Play a game of opposites. One person says a word and the other says the opposite. If I say "big" you say "small" and so on.


Children quickly think of language and connect it to what they know. Recalling information is a great way to move it from working to long term memory. Connecting words to what they know through opposites helps children build schema for future knowledge.



Maths: one more

Roll a dice or pull out a card from a deck and ask your child to think of the number that is one more. They can use objects to help them, by matching them to the quantity they see and then adding one more.

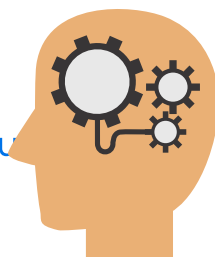
This practices the skill of adding one more. Using a way to generate numbers randomly, like a dice, helps them master the skill by not always doing the numbers in sequence.



Physical development

We are going to the dough disco! Use the play dough we made last week to get your fingers dancing and squishing the dough. Simply dance your fingers along to music or follow the fun video linked to in the play button.

Children need strong hand muscles and good coordination in order to use scissors, pencils and pens. Play dough is a great way to develop these muscles and the dough disco helps to ensure you exercise every finger!



Are you ready to learn and play? Click on the icons for play ideas in videos: 

Share pictures or videos of your learning via Tapestry:

[HTTPS://TAPESTRY.INFO/](https://tapestry.info/)