



WHAT WILL WE LEARN TODAY?

Home learning: Monday 1st March

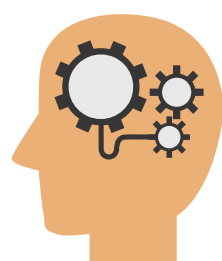


Literacy: Letterjoin



Log in to Letterjoin: <https://www.letterjoin.co.uk/login.html> using username: vt6662 and password: home. Select the printed letters from the menu on the right or let children explore the patterns section. Children can trace letters using their fingers on the iPad.

Learning the correct way to form letters is important for developing a quick and easy handwriting style. Practising with fingers instead of pencils can help children who are less confident using pencils.




Maths: Represent 10



Log in to Maths with Parents and watch the videos for ways to represent ten. Divide a piece of paper into ten squares with a pen or pencil and ask your child to put ten items, one on each square. Can they arrange the items in different ways?

We call the paper divided into ten a 'tens frame'. It's a useful tool for later maths. Children use this technique to learn that you can represent ten in a variety of different ways. They can represent different numbers on the squares and see how many squares are left.




Communication and language



Sing familiar songs and see if you can make up your own versions or your own verses. For example, can you think of something different on Old MacDonald's Farm or on the bus from "Wheels on the bus"?

We are learning about poetry, which is a great way for children to experiment with language and make it their own. It is best to start this with familiar songs and rhymes that we know well.



Are you ready to learn and play? Click on the icons for play ideas in videos: 

Share pictures or videos of your learning via Tapestry:

[HTTPS://TAPESTRY.INFO/](https://tapestry.info/)